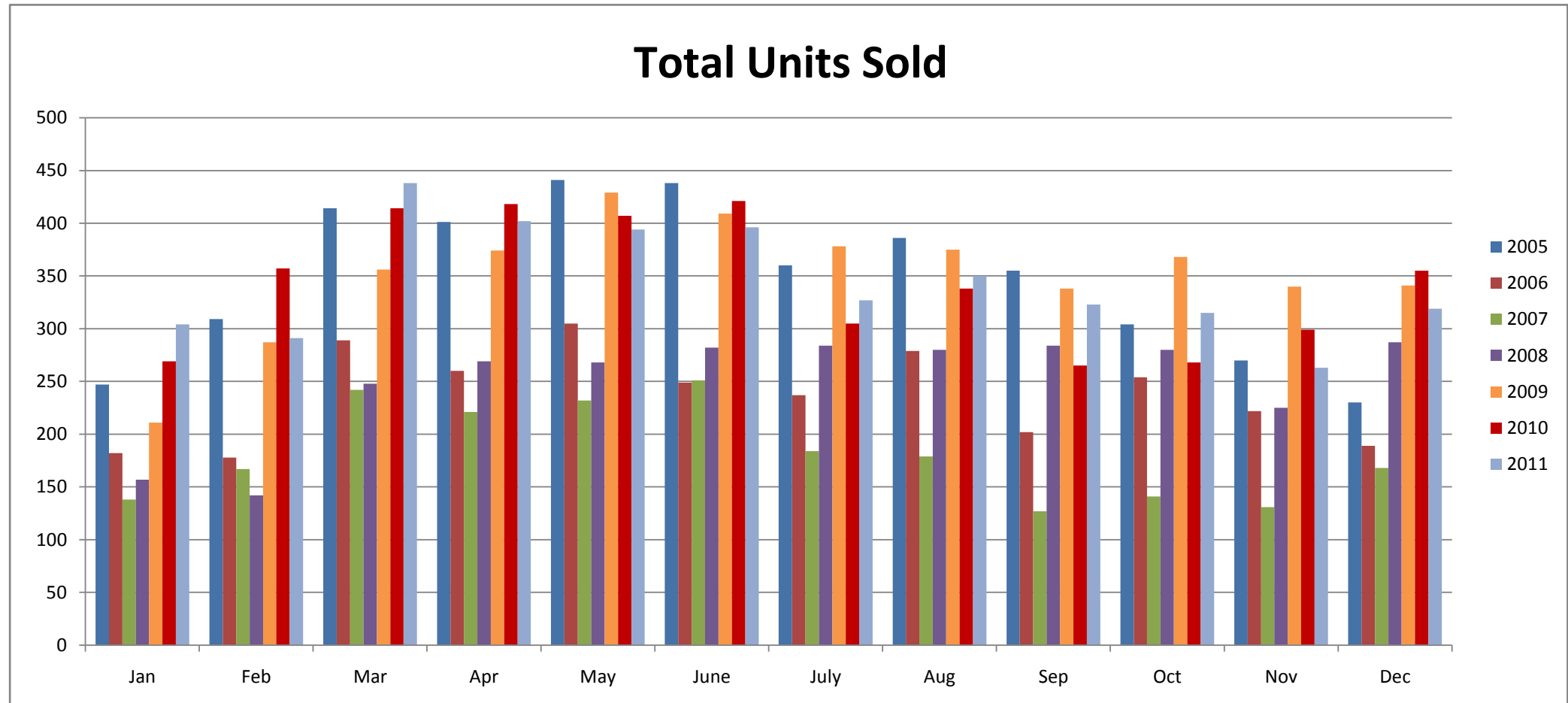


Surprise, Arizona Residential Sales Statistics

January 2005 - Present



Total Units Sold

	Jan	Feb	Mar	Apr	May	June	July	Aug	Sep	Oct	Nov	Dec	Annual Totals
2005	247	309	414	401	441	438	360	386	355	304	270	230	4,155
2006	182	178	289	260	305	249	237	279	202	254	222	189	2,846
2007	138	167	242	221	232	251	184	179	127	141	131	168	2,181
2008	157	142	248	269	268	282	284	280	284	280	225	287	3,006
2009	211	287	356	374	429	409	378	375	338	368	340	341	4,206
2010	269	357	414	418	407	421	305	338	265	268	299	355	4,116
2011	304	291	438	402	394	396	327	350	323	315	263	319	4,122

Check out our Surprise website to Search for Surprise Foreclosed Homes:

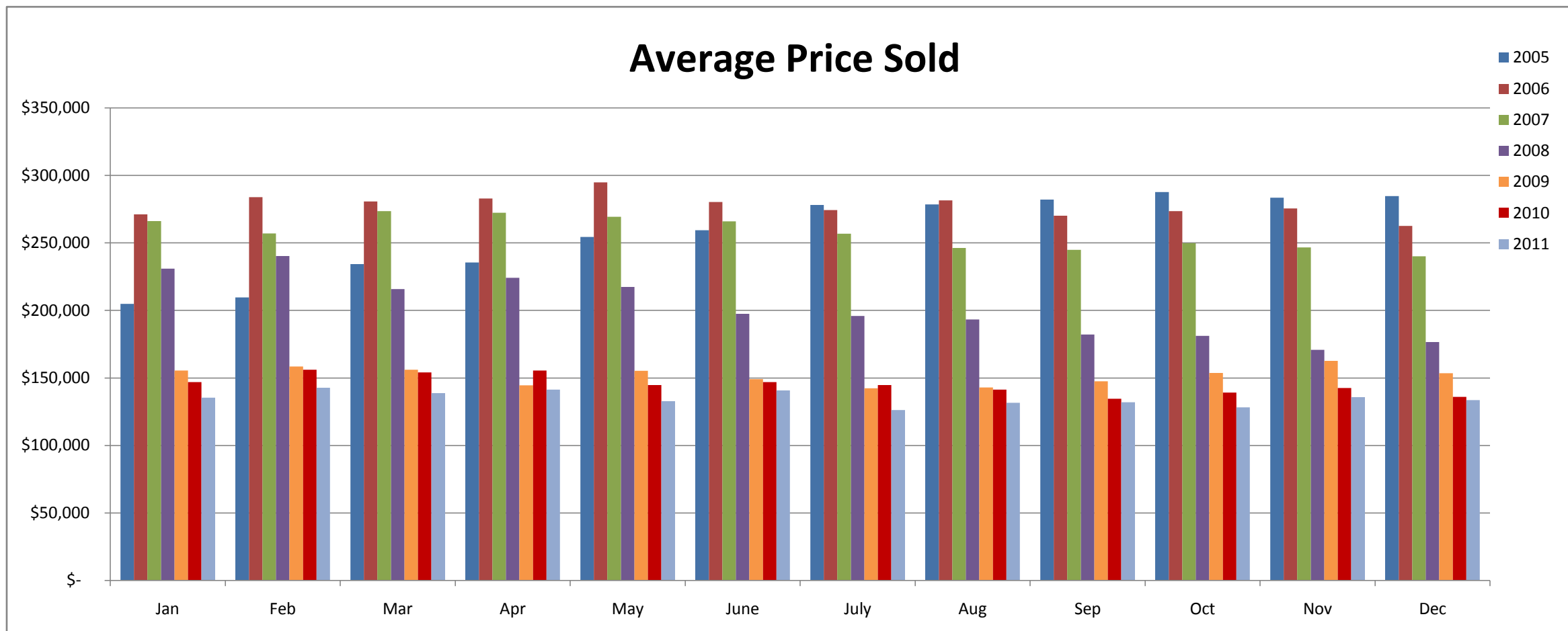
<http://www.SurpriseForeclosedHomes.com>

Data compiled from the Arizona Regional Multiple Listing Service.

All information provided is deemed reliable but is not guaranteed and should be independently verified.

Surprise, Arizona Residential Sales Statistics

January 2005 - Present



Average Price Sold

	Jan	Feb	Mar	Apr	May	June	July	Aug	Sep	Oct	Nov	Dec	Annual Avg
2005	\$ 204,767	\$ 209,739	\$ 234,425	\$ 235,566	\$ 254,531	\$ 259,335	\$ 278,101	\$ 278,550	\$ 282,035	\$ 287,699	\$ 283,584	\$ 284,767	\$ 257,758
2006	\$ 271,119	\$ 283,988	\$ 280,726	\$ 282,902	\$ 294,930	\$ 280,319	\$ 274,378	\$ 281,497	\$ 270,250	\$ 273,503	\$ 275,460	\$ 262,681	\$ 277,646
2007	\$ 266,236	\$ 256,956	\$ 273,546	\$ 272,320	\$ 269,396	\$ 265,889	\$ 256,727	\$ 246,335	\$ 244,897	\$ 249,914	\$ 246,703	\$ 240,070	\$ 257,416
2008	\$ 230,956	\$ 240,303	\$ 215,729	\$ 224,146	\$ 217,463	\$ 197,518	\$ 195,954	\$ 193,310	\$ 182,194	\$ 181,123	\$ 170,868	\$ 176,577	\$ 202,178
2009	\$ 155,568	\$ 158,481	\$ 156,184	\$ 144,508	\$ 155,273	\$ 149,140	\$ 142,430	\$ 142,959	\$ 147,484	\$ 153,744	\$ 162,603	\$ 153,435	\$ 151,817
2010	\$ 147,004	\$ 156,156	\$ 154,022	\$ 155,459	\$ 144,711	\$ 146,879	\$ 144,823	\$ 141,450	\$ 134,583	\$ 139,222	\$ 142,464	\$ 136,000	\$ 145,231
2011	\$ 135,356	\$ 142,819	\$ 138,721	\$ 141,322	\$ 132,888	\$ 140,791	\$ 126,195	\$ 131,686	\$ 131,929	\$ 128,293	\$ 135,698	\$ 133,538	\$ 134,936

Check out our Surprise website to Search for Surprise Foreclosed Homes:

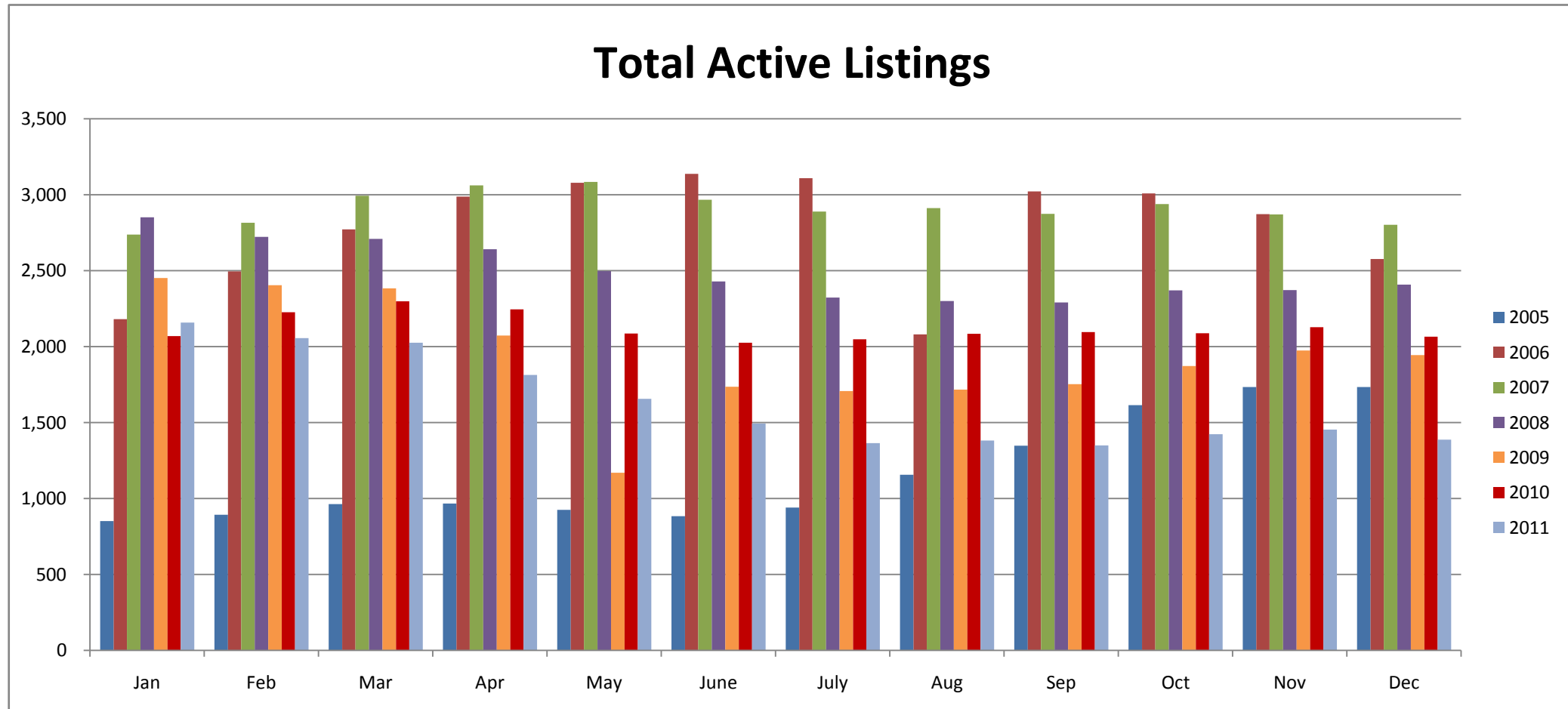
<http://www.SurpriseForeclosedHomes.com>

Data compiled from the Arizona Regional Multiple Listing Service.

All information provided is deemed reliable but is not guaranteed and should be independently verified.

Surprise, Arizona Residential Sales Statistics

January 2005 - Present



Total Active Listings

	Jan	Feb	Mar	Apr	May	June	July	Aug	Sep	Oct	Nov	Dec	Annual Totals
2005	851	893	963	967	926	884	941	1,156	1,348	1,615	1,734	1,733	14,011
2006	2,181	2,495	2,771	2,987	3,078	3,137	3,108	2,080	3,022	3,008	2,871	2,577	33,315
2007	2,737	2,814	2,992	3,060	3,083	2,967	2,888	2,911	2,874	2,937	2,870	2,802	34,935
2008	2,850	2,722	2,708	2,641	2,496	2,429	2,323	2,300	2,290	2,370	2,372	2,408	29,909
2009	2,451	2,404	2,383	2,073	1,170	1,735	1,707	1,717	1,752	1,873	1,974	1,944	23,183
2010	2,069	2,227	2,298	2,245	2,086	2,026	2,049	2,084	2,095	2,087	2,127	2,066	25,459
2011	2,158	2,055	2,026	1,814	1,657	1,493	1,364	1,381	1,349	1,424	1,453	1,388	19,562

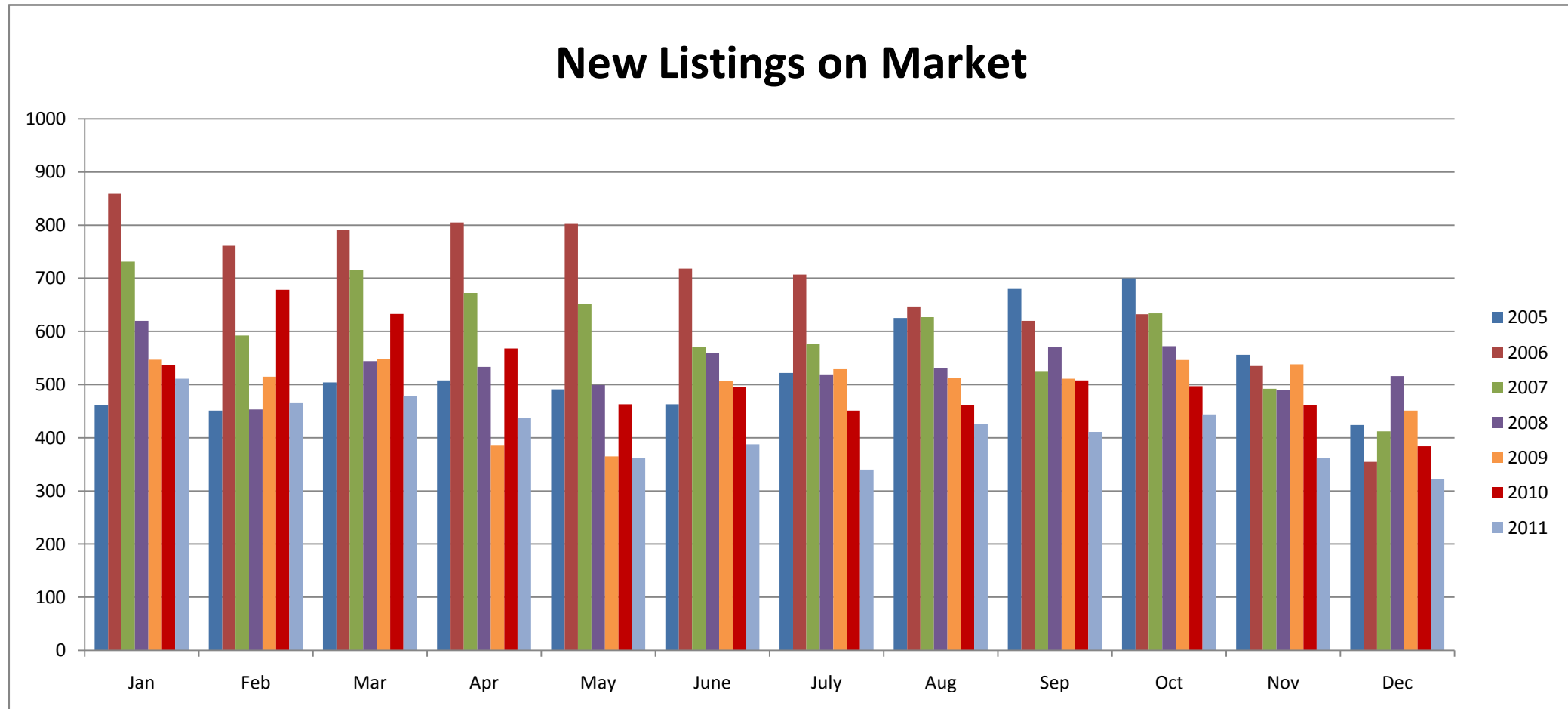
Check out our Surprise website to Search for Surprise Foreclosed Homes:

<http://www.SurpriseForeclosedHomes.com>

Data compiled from the Arizona Regional Multiple Listing Service.
All information provided is deemed reliable but is not guaranteed and should be independently verified.

Surprise, Arizona Residential Sales Statistics

January 2005 - Present



New Listings on Market

	Jan	Feb	Mar	Apr	May	June	July	Aug	Sep	Oct	Nov	Dec	Annual Avg
2005	461	451	504	508	491	463	522	625	680	700	556	424	532
2006	859	761	790	805	802	718	707	647	620	632	535	355	686
2007	731	592	716	672	651	571	576	627	524	634	492	412	600
2008	620	453	544	533	499	559	519	531	570	572	490	516	534
2009	547	515	548	385	365	507	529	513	511	546	538	451	496
2010	537	678	633	568	463	495	451	461	508	497	462	384	511
2011	511	465	478	437	362	388	340	426	411	444	362	322	412

Check out our Surprise website to Search for Surprise Foreclosed Homes:

<http://www.SurpriseForeclosedHomes.com>

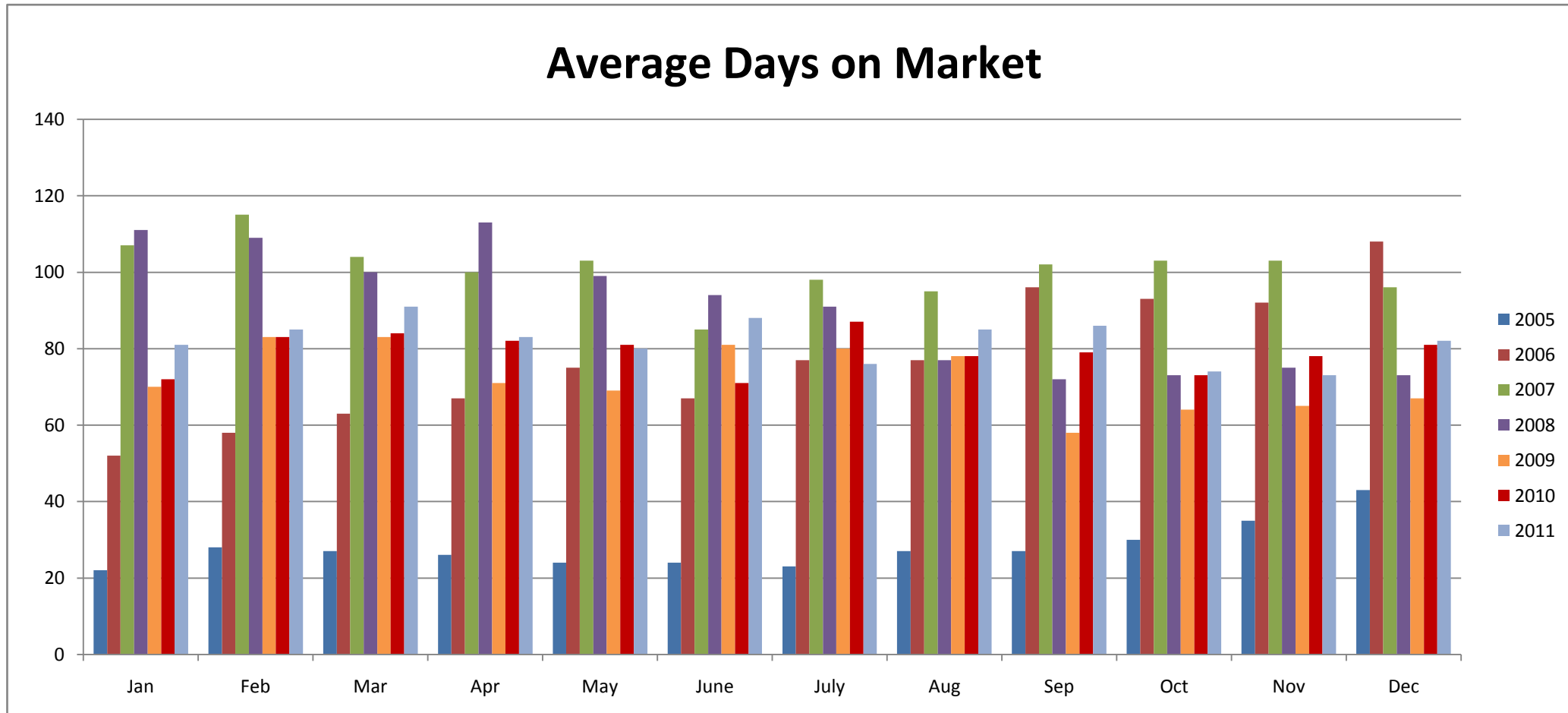
Data compiled from the Arizona Regional Multiple Listing Service.

All information provided is deemed reliable but is not guaranteed and should be independently verified.

Surprise, Arizona Residential Sales Statistics

January 2005 - Present

Average Days on Market



Average Days on Market

	Jan	Feb	Mar	Apr	May	June	July	Aug	Sep	Oct	Nov	Dec	Annual Avg
2005	22	28	27	26	24	24	23	27	27	30	35	43	28
2006	52	58	63	67	75	67	77	77	96	93	92	108	77
2007	107	115	104	100	103	85	98	95	102	103	103	96	101
2008	111	109	100	113	99	94	91	77	72	73	75	73	91
2009	70	83	83	71	69	81	80	78	58	64	65	67	72
2010	72	83	84	82	81	71	87	78	79	73	78	81	79
2011	81	85	91	83	80	88	76	85	86	74	73	82	82

Check out our Surprise website to Search for Surprise Foreclosed Homes:

<http://www.SurpriseForeclosedHomes.com>

Data compiled from the Arizona Regional Multiple Listing Service.

All information provided is deemed reliable but is not guaranteed and should be independently verified.