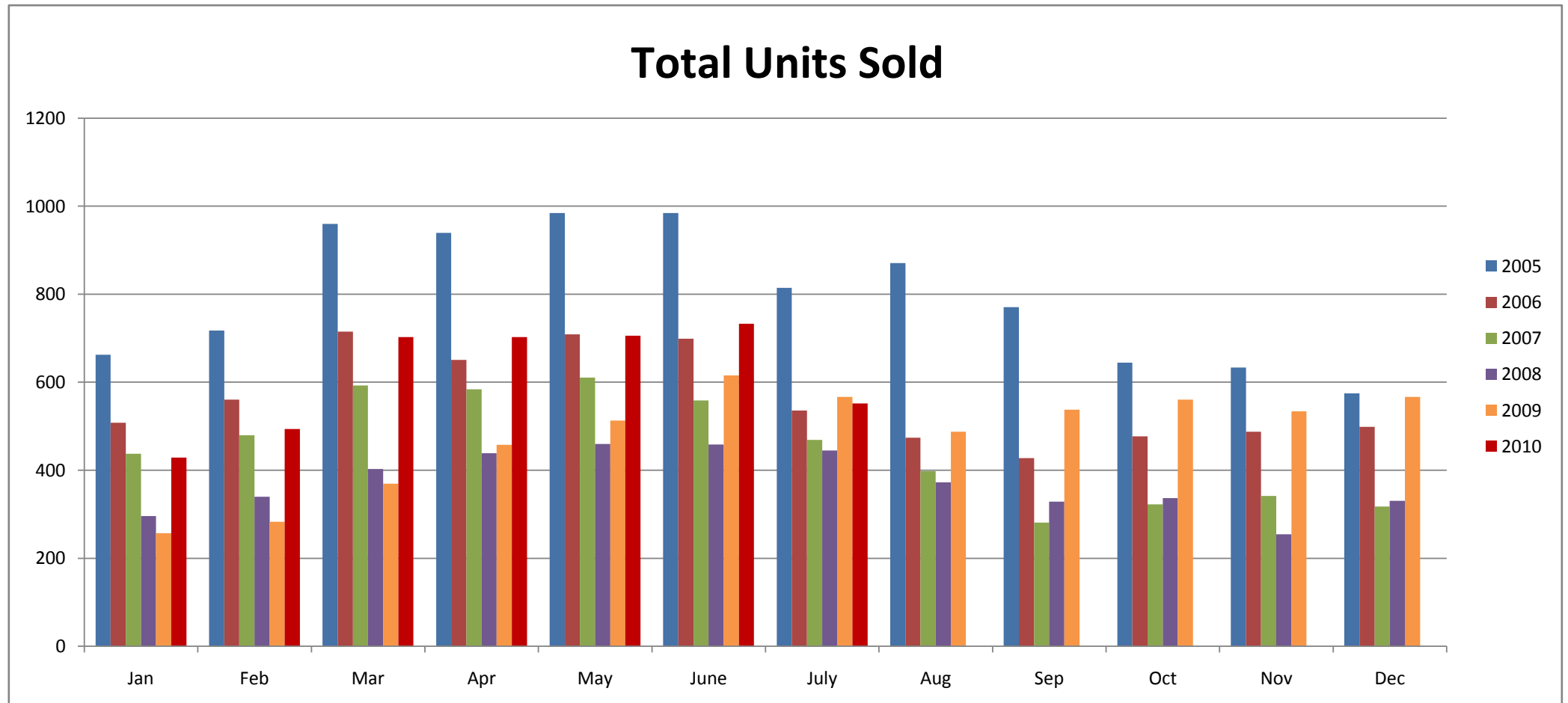


# Scottsdale, Arizona Residential Sales Statistics

## January 2005 - Present



### Total Units Sold

	Jan	Feb	Mar	Apr	May	June	July	Aug	Sep	Oct	Nov	Dec	Annual Totals
<b>2005</b>	663	718	960	940	985	985	815	871	771	645	634	575	9,562
<b>2006</b>	508	561	715	651	709	699	536	474	428	477	488	499	6,745
<b>2007</b>	438	480	593	584	611	559	469	398	281	323	342	318	5,396
<b>2008</b>	296	340	403	439	460	459	445	373	329	337	255	331	4,467
<b>2009</b>	257	283	370	458	513	616	567	488	538	561	534	567	5,752
<b>2010</b>	429	494	703	703	706	733	552						4,320

Check out our **Scottsdale** website to Search for **Scottsdale Foreclosed Homes**:

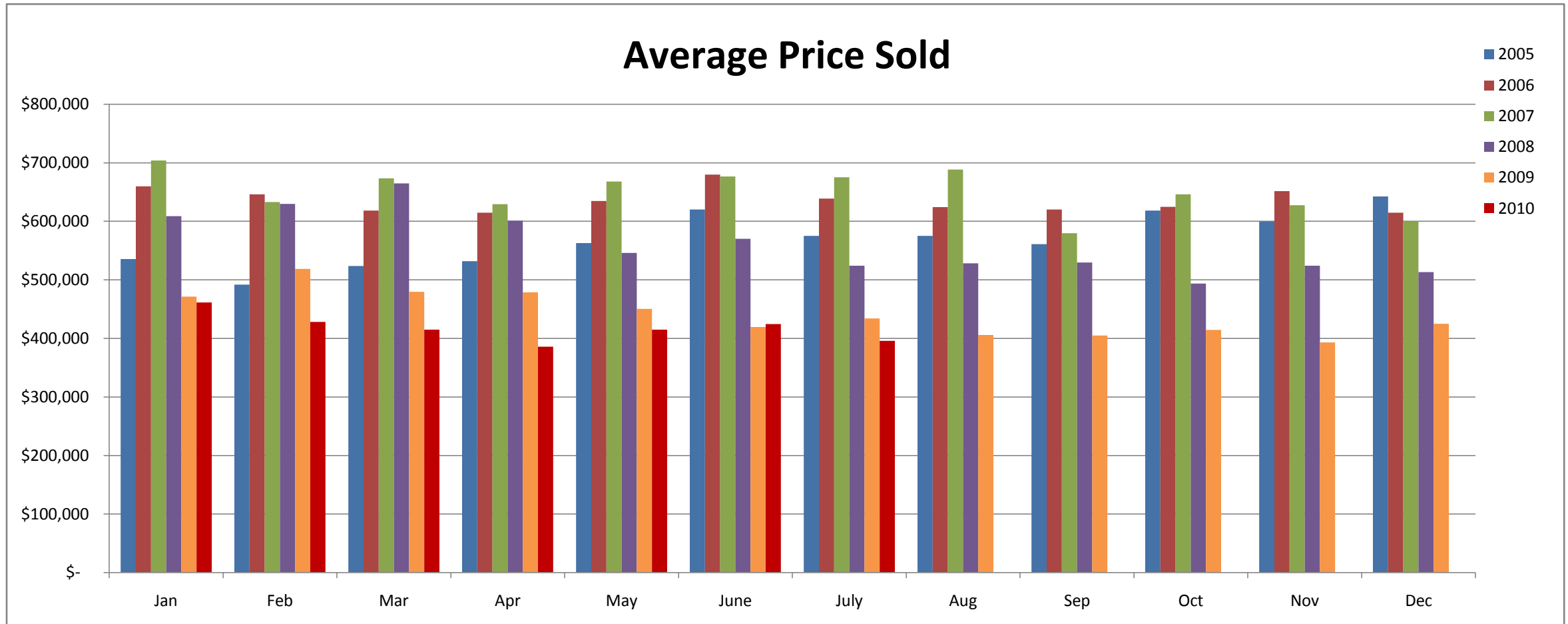
<http://www.ScottsdaleForeclosureSearch.com>

Data compiled from the Arizona Regional Multiple Listing Service.

All information provided is deemed reliable but is not guaranteed and should be independently verified.

# Scottsdale, Arizona Residential Sales Statistics

## January 2005 - Present



### Average Price Sold

	Jan	Feb	Mar	Apr	May	June	July	Aug	Sep	Oct	Nov	Dec	Annual Avg
<b>2005</b>	\$ 535,586	\$ 491,974	\$ 523,600	\$ 531,843	\$ 563,013	\$ 620,340	\$ 575,004	\$ 575,161	\$ 561,149	\$ 618,254	\$ 599,638	\$ 642,700	\$ 569,855
<b>2006</b>	\$ 659,731	\$ 646,343	\$ 618,569	\$ 614,901	\$ 634,722	\$ 679,675	\$ 639,007	\$ 624,496	\$ 620,424	\$ 624,697	\$ 651,780	\$ 614,641	\$ 635,749
<b>2007</b>	\$ 703,793	\$ 633,101	\$ 673,593	\$ 629,404	\$ 668,022	\$ 676,779	\$ 675,227	\$ 688,309	\$ 579,724	\$ 646,021	\$ 627,740	\$ 599,997	\$ 650,143
<b>2008</b>	\$ 608,767	\$ 629,827	\$ 665,073	\$ 601,281	\$ 545,939	\$ 570,393	\$ 524,296	\$ 528,459	\$ 529,639	\$ 493,577	\$ 524,233	\$ 513,367	\$ 561,238
<b>2009</b>	\$ 471,530	\$ 518,972	\$ 479,435	\$ 478,721	\$ 450,447	\$ 419,514	\$ 434,099	\$ 405,695	\$ 404,905	\$ 414,479	\$ 393,253	\$ 425,046	\$ 441,341
<b>2010</b>	\$ 461,283	\$ 428,190	\$ 414,949	\$ 385,904	\$ 415,223	\$ 424,522	\$ 395,893						\$ 417,995

Check out our **Scottsdale website** to Search for **Scottsdale Foreclosed Homes**:

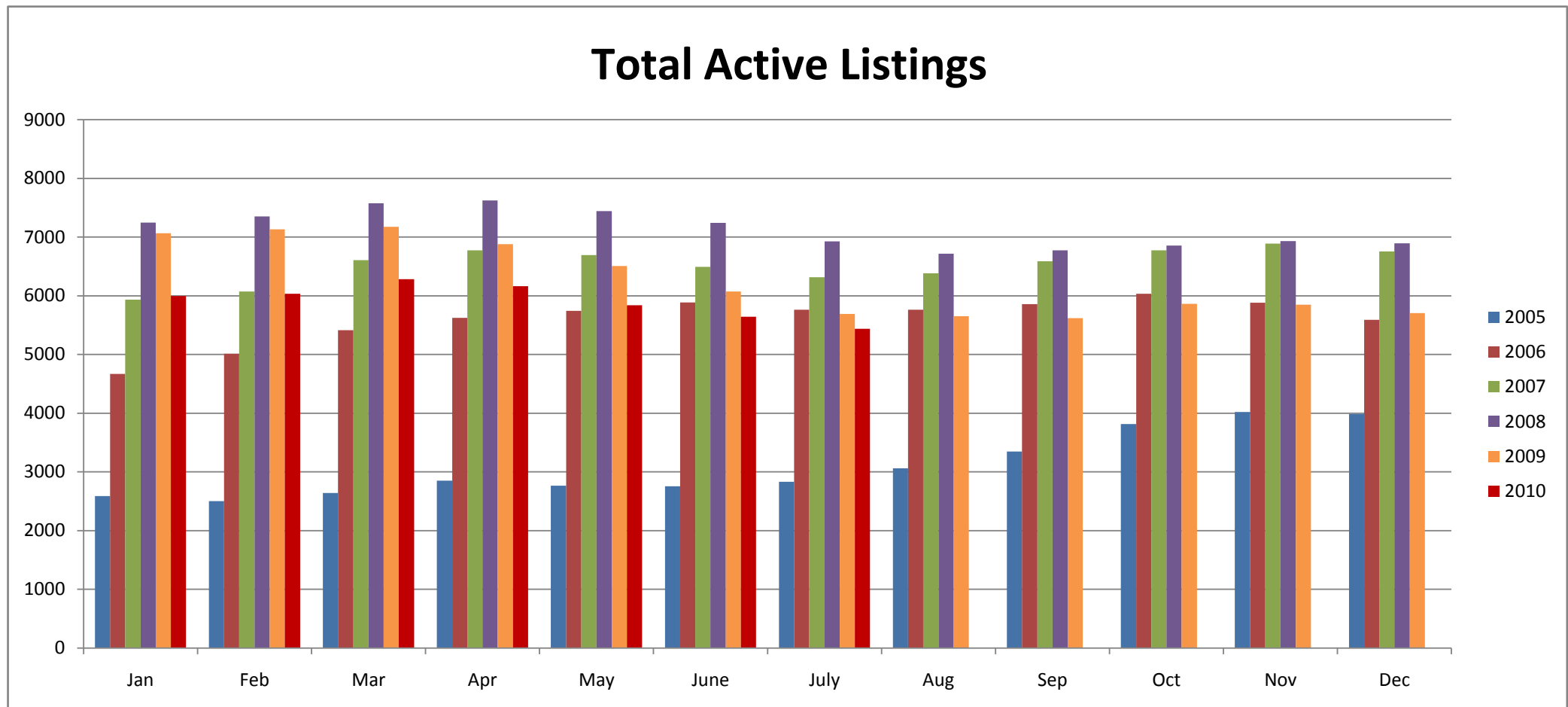
<http://www.ScottsdaleForeclosureSearch.com>

Data compiled from the Arizona Regional Multiple Listing Service.

All information provided is deemed reliable but is not guaranteed and should be independently verified.

# Scottsdale, Arizona Residential Sales Statistics

## January 2005 - Present



### Total Active Listings

	Jan	Feb	Mar	Apr	May	June	July	Aug	Sep	Oct	Nov	Dec	Annual Totals
<b>2005</b>	2588	2502	2641	2849	2762	2754	2829	3059	3345	3811	4019	3986	37,145
<b>2006</b>	4667	5012	5410	5620	5741	5886	5762	5761	5857	6032	5881	5587	67,216
<b>2007</b>	5930	6069	6603	6770	6689	6490	6313	6381	6583	6771	6886	6754	78,239
<b>2008</b>	7243	7348	7573	7620	7439	7237	6922	6715	6772	6854	6931	6891	85,545
<b>2009</b>	7062	7129	7172	6878	6503	6071	5686	5648	5617	5858	5846	5704	75,174
<b>2010</b>	5994	6034	6278	6159	5837	5639	5433						41,374

Check out our **Scottsdale** website to Search for **Scottsdale Foreclosed Homes**:

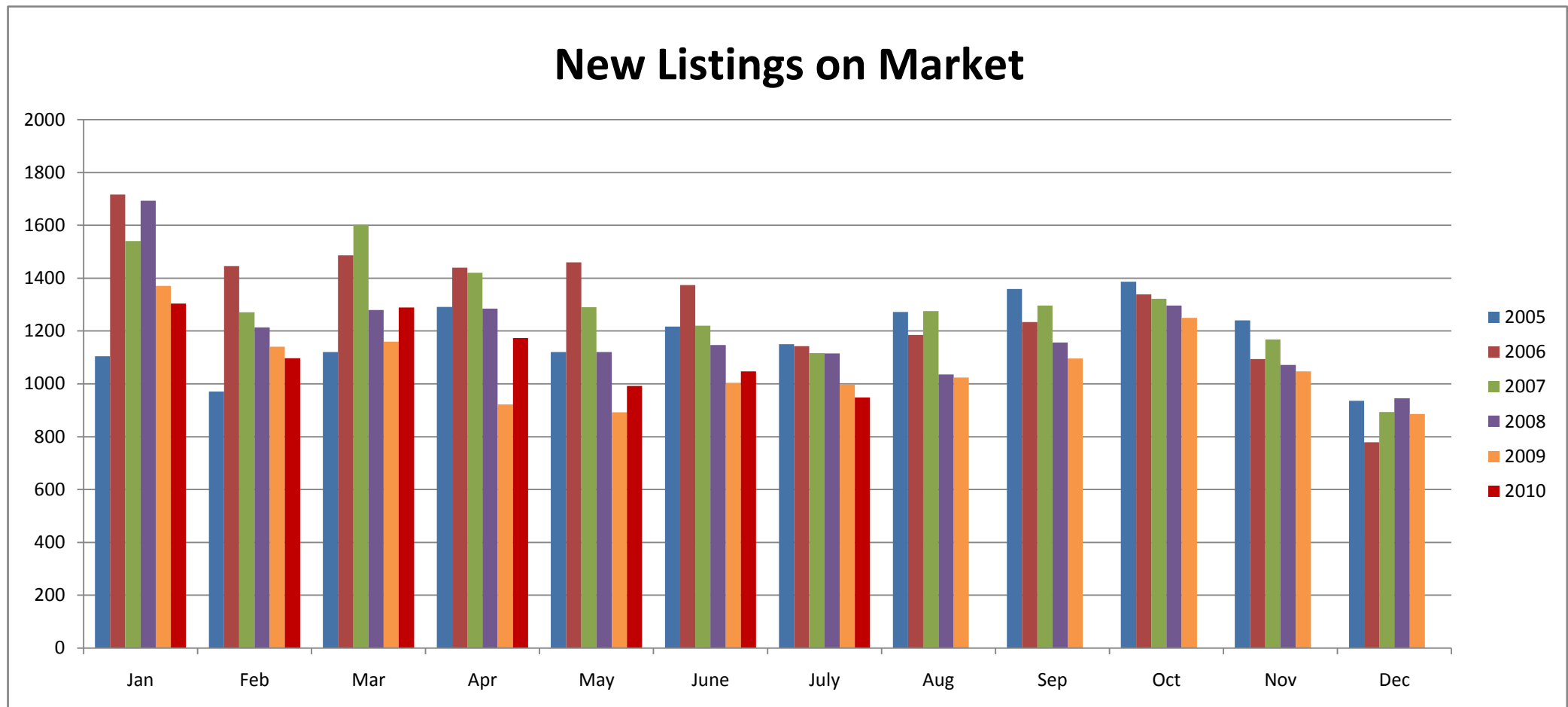
<http://www.ScottsdaleForeclosureSearch.com>

Data compiled from the Arizona Regional Multiple Listing Service.

All information provided is deemed reliable but is not guaranteed and should be independently verified.

# Scottsdale, Arizona Residential Sales Statistics

## January 2005 - Present



### New Listings on Market

	Jan	Feb	Mar	Apr	May	June	July	Aug	Sep	Oct	Nov	Dec	Annual Avg
<b>2005</b>	1104	970	1120	1291	1120	1216	1150	1271	1358	1386	1240	935	1,180
<b>2006</b>	1716	1445	1486	1439	1459	1373	1142	1185	1233	1338	1093	778	1,307
<b>2007</b>	1540	1270	1601	1420	1289	1220	1116	1275	1296	1321	1168	893	1,284
<b>2008</b>	1693	1213	1279	1284	1120	1146	1115	1035	1156	1296	1071	945	1,196
<b>2009</b>	1370	1140	1159	922	892	1003	997	1023	1095	1249	1047	886	1,065
<b>2010</b>	1303	1097	1288	1173	992	1047	948						1,121

Check out our **Scottsdale** website to Search for **Scottsdale Foreclosed Homes**:

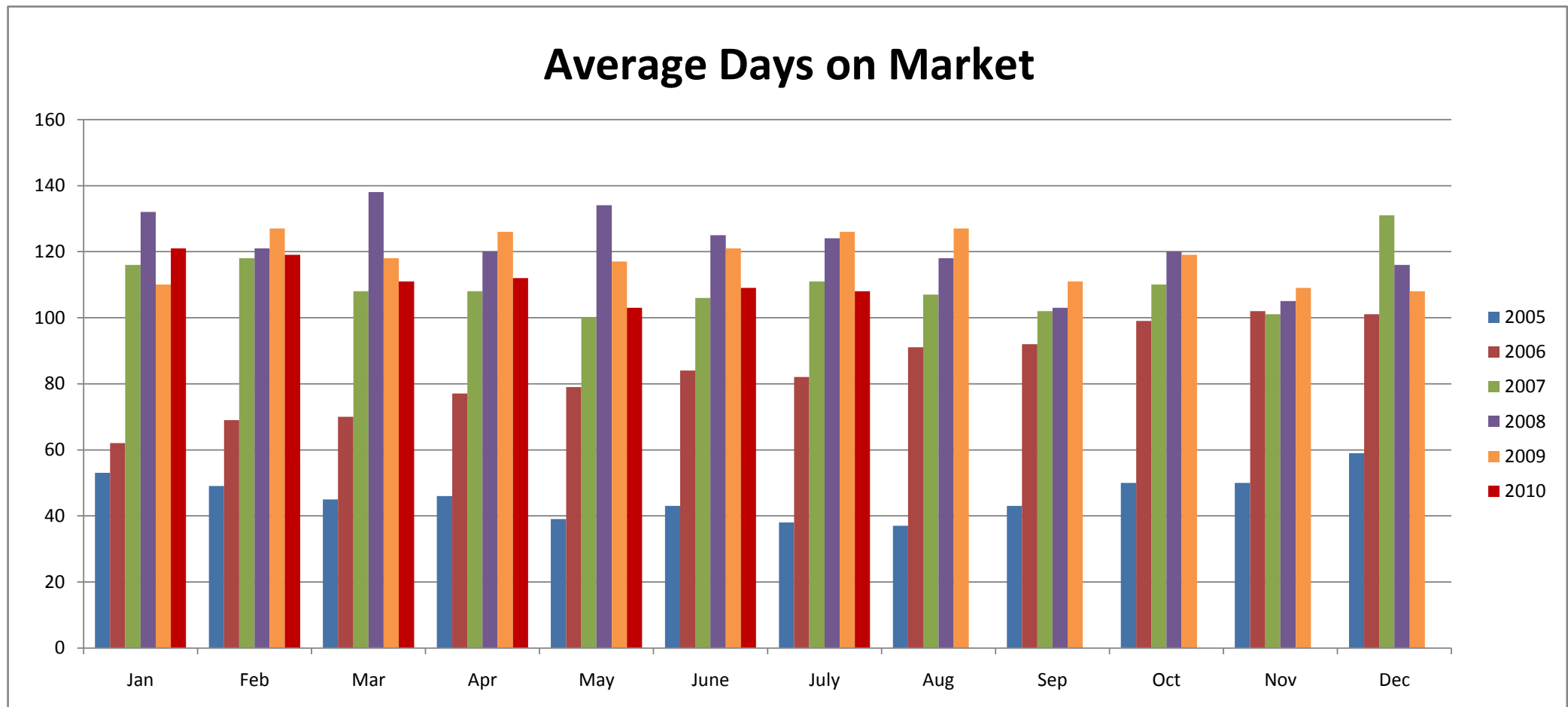
<http://www.ScottsdaleForeclosureSearch.com>

Data compiled from the Arizona Regional Multiple Listing Service.

All information provided is deemed reliable but is not guaranteed and should be independently verified.

# Scottsdale, Arizona Residential Sales Statistics

## January 2005 - Present



### Average Days on Market

	Jan	Feb	Mar	Apr	May	June	July	Aug	Sep	Oct	Nov	Dec	Annual Avg
<b>2005</b>	53	49	45	46	39	43	38	37	43	50	50	59	46
<b>2006</b>	62	69	70	77	79	84	82	91	92	99	102	101	84
<b>2007</b>	116	118	108	108	100	106	111	107	102	110	101	131	110
<b>2008</b>	132	121	138	120	134	125	124	118	103	120	105	116	121
<b>2009</b>	110	127	118	126	117	121	126	127	111	119	109	108	118
<b>2010</b>	121	119	111	112	103	109	108						112

Check out our **Scottsdale** website to Search for **Scottsdale Foreclosed Homes**:

<http://www.ScottsdaleForeclosureSearch.com>

Data compiled from the Arizona Regional Multiple Listing Service.

All information provided is deemed reliable but is not guaranteed and should be independently verified.