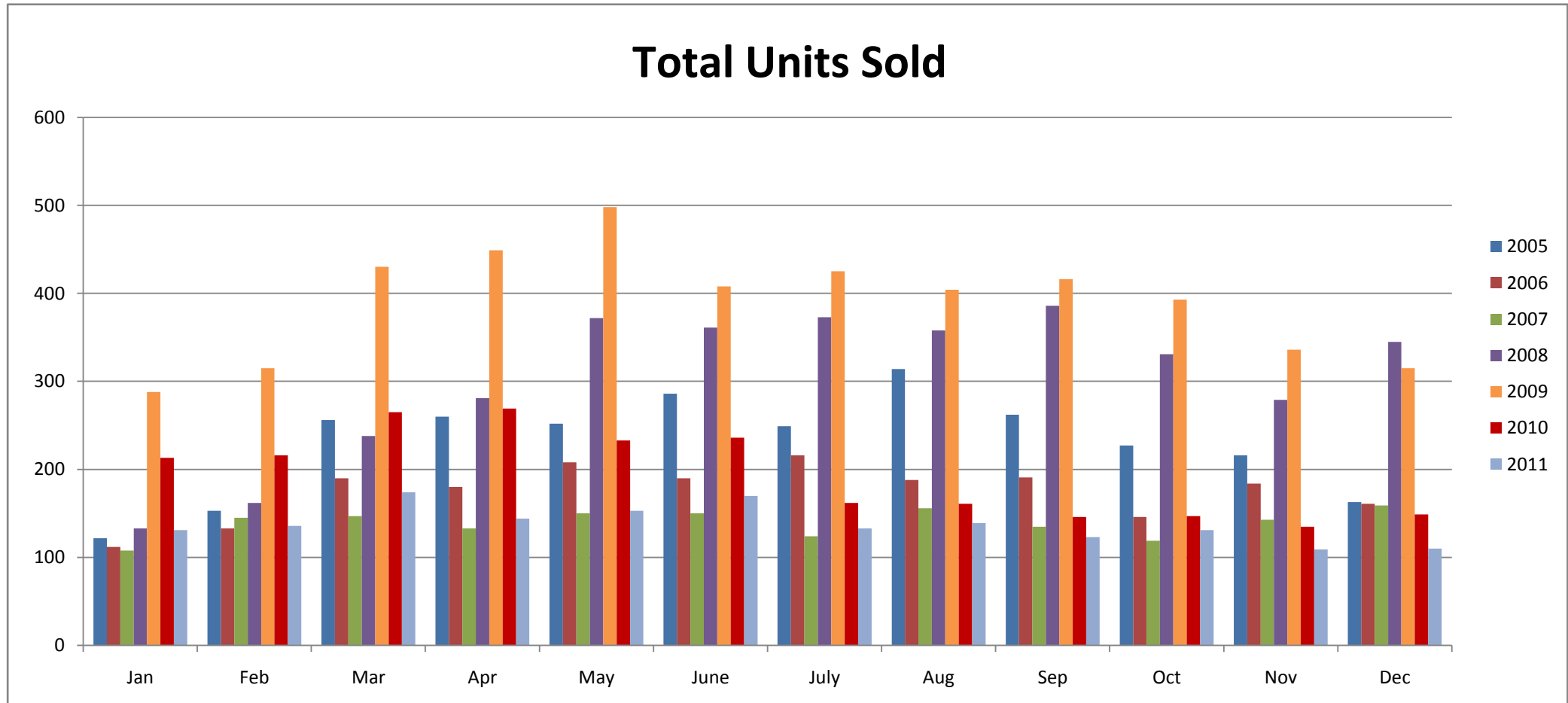


# Queen Creek, Arizona Residential Sales Statistics

January 2005 - Present



## Total Units Sold

	Jan	Feb	Mar	Apr	May	June	July	Aug	Sep	Oct	Nov	Dec	Annual Totals
<b>2005</b>	122	153	256	260	252	286	249	314	262	227	216	163	2,760
<b>2006</b>	112	133	190	180	208	190	216	188	191	146	184	161	2,099
<b>2007</b>	108	145	147	133	150	150	124	156	135	119	143	159	1,669
<b>2008</b>	133	162	238	281	372	361	373	358	386	331	279	345	3,619
<b>2009</b>	288	315	430	449	498	408	425	404	416	393	336	315	4,677
<b>2010</b>	213	216	265	269	233	236	162	161	146	147	135	149	2,332
<b>2011</b>	131	136	174	144	153	170	133	139	123	131	109	110	1,653

Check out our website to Search for Queen Creek Homes:

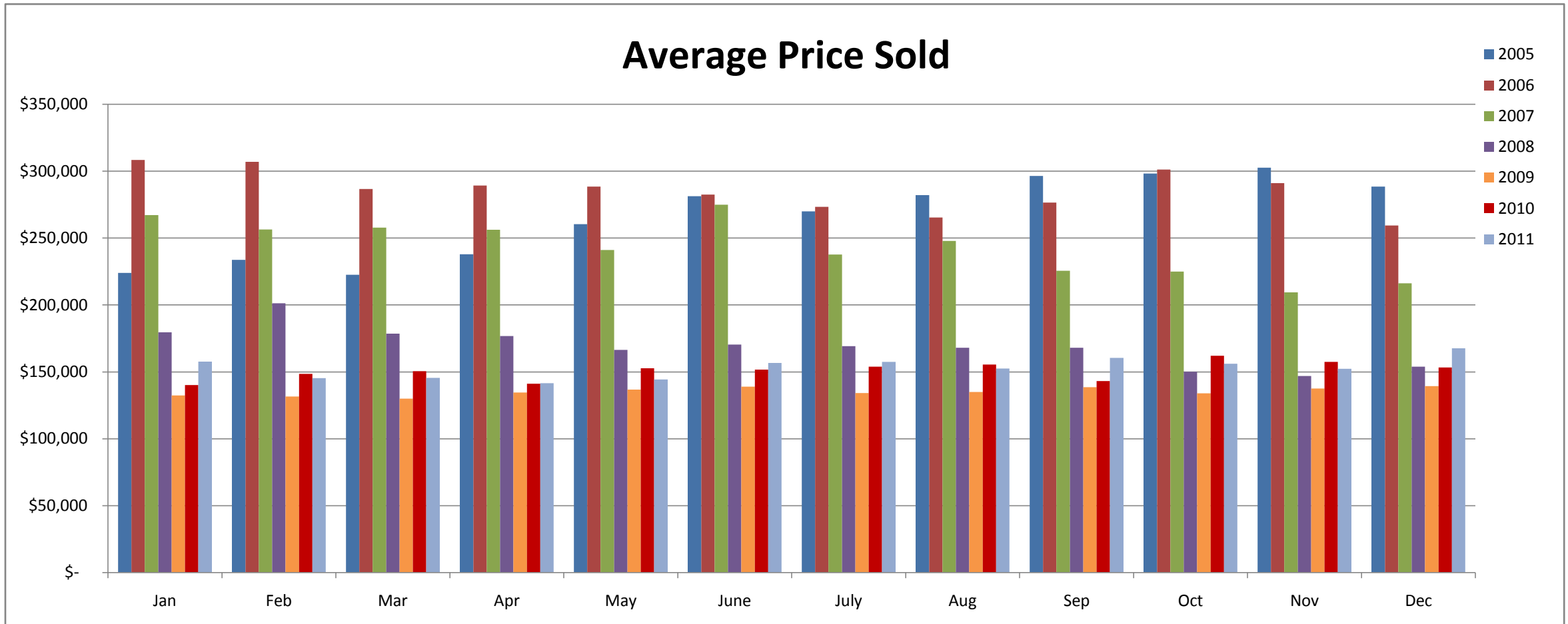
<http://www.QueenCreekHomes.com>

Data compiled from the Arizona Regional Multiple Listing Service.

All information provided is deemed reliable but is not guaranteed and should be independently verified.

# Queen Creek, Arizona Residential Sales Statistics

## January 2005 - Present



### Average Price Sold

	Jan	Feb	Mar	Apr	May	June	July	Aug	Sep	Oct	Nov	Dec	Annual Avg
<b>2005</b>	\$ 224,059	\$ 233,782	\$ 222,601	\$ 237,898	\$ 260,501	\$ 281,301	\$ 269,965	\$ 282,035	\$ 296,502	\$ 298,259	\$ 302,534	\$ 288,434	\$ 266,489
<b>2006</b>	\$ 308,308	\$ 306,910	\$ 286,699	\$ 289,185	\$ 288,473	\$ 282,469	\$ 273,372	\$ 265,457	\$ 276,452	\$ 301,181	\$ 291,140	\$ 259,360	\$ 285,751
<b>2007</b>	\$ 267,232	\$ 256,424	\$ 257,742	\$ 256,138	\$ 241,180	\$ 274,980	\$ 237,660	\$ 247,837	\$ 225,661	\$ 225,052	\$ 209,373	\$ 216,124	\$ 242,950
<b>2008</b>	\$ 179,661	\$ 201,328	\$ 178,581	\$ 176,840	\$ 166,460	\$ 170,382	\$ 169,134	\$ 168,130	\$ 168,048	\$ 150,037	\$ 146,862	\$ 153,971	\$ 169,120
<b>2009</b>	\$ 132,457	\$ 131,512	\$ 129,921	\$ 134,521	\$ 136,732	\$ 139,036	\$ 134,130	\$ 134,919	\$ 138,583	\$ 133,909	\$ 137,610	\$ 139,386	\$ 135,226
<b>2010</b>	\$ 140,125	\$ 148,600	\$ 150,471	\$ 141,096	\$ 152,771	\$ 151,612	\$ 153,937	\$ 155,582	\$ 143,075	\$ 162,001	\$ 157,383	\$ 153,240	\$ 150,824
<b>2011</b>	\$ 157,760	\$ 145,321	\$ 145,591	\$ 141,637	\$ 144,380	\$ 156,592	\$ 157,432	\$ 152,501	\$ 160,561	\$ 156,150	\$ 152,293	\$ 167,719	\$ 153,161

Check out our website to Search for Queen Creek Homes:

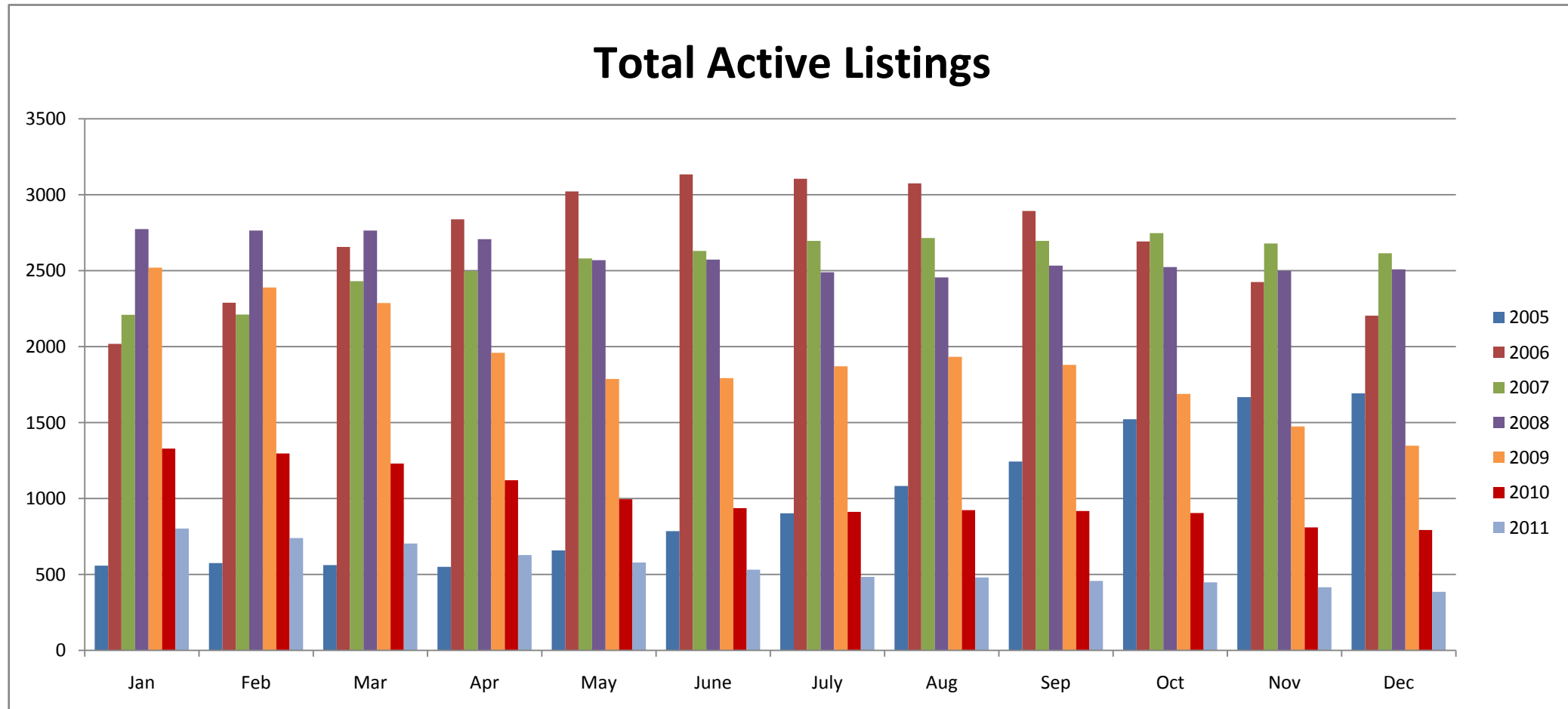
<http://www.QueenCreekHomes.com>

Data compiled from the Arizona Regional Multiple Listing Service.

All information provided is deemed reliable but is not guaranteed and should be independently verified.

# Queen Creek, Arizona Residential Sales Statistics

## January 2005 - Present



### Total Active Listings

	Jan	Feb	Mar	Apr	May	June	July	Aug	Sep	Oct	Nov	Dec	Annual Totals
<b>2005</b>	558	576	562	551	658	786	903	1082	1244	1522	1668	1693	11,803
<b>2006</b>	2017	2289	2656	2838	3022	3132	3105	3074	2893	2691	2424	2203	32,344
<b>2007</b>	2209	2210	2430	2496	2580	2630	2695	2714	2696	2747	2678	2614	30,699
<b>2008</b>	2774	2763	2764	2707	2568	2572	2490	2456	2532	2524	2498	2509	31,157
<b>2009</b>	2519	2389	2286	1960	1787	1793	1870	1933	1880	1689	1474	1348	22,928
<b>2010</b>	1328	1297	1231	1120	995	937	912	923	919	905	810	794	12,171
<b>2011</b>	802	741	704	628	580	531	485	481	458	448	417	387	6,662

Check out our website to Search for Queen Creek Homes:

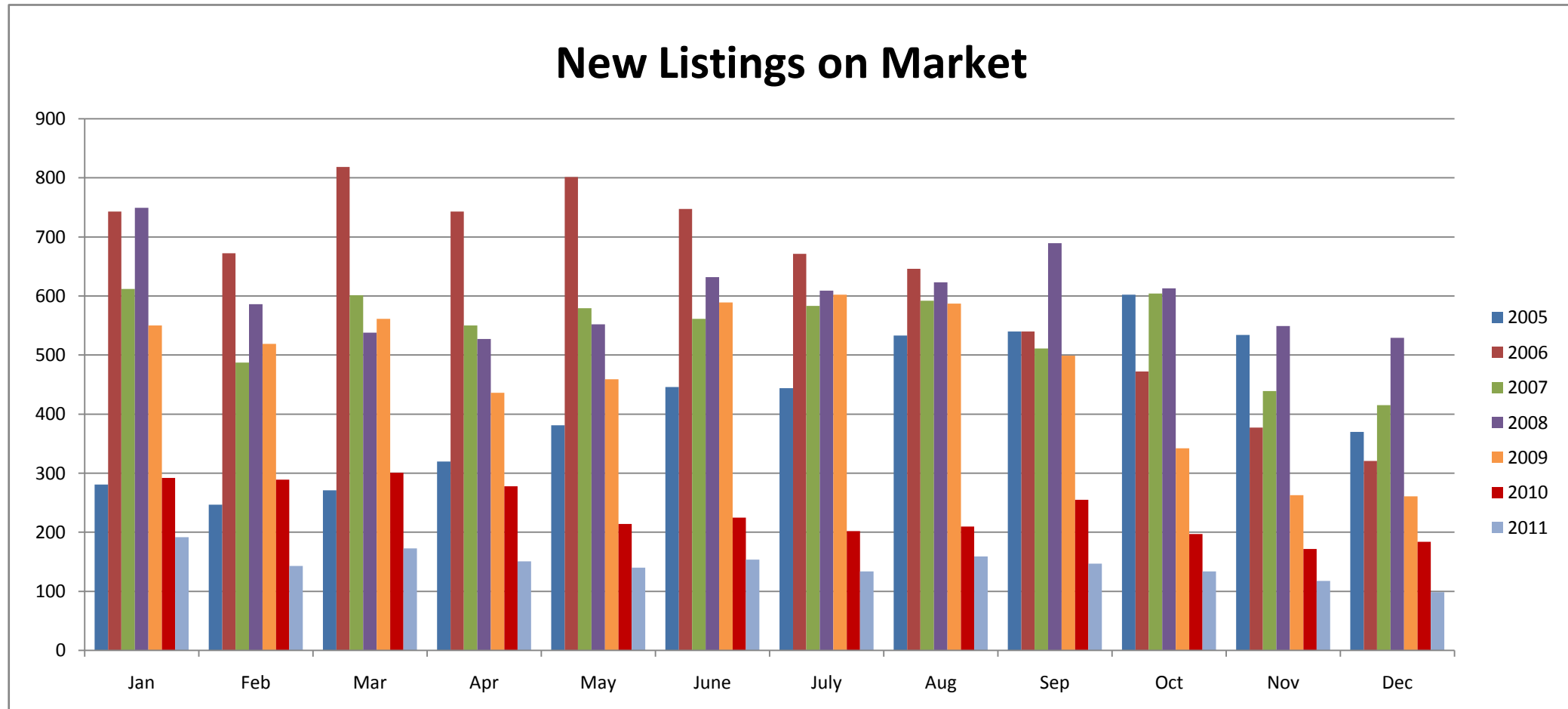
<http://www.QueenCreekHomes.com>

Data compiled from the Arizona Regional Multiple Listing Service.

All information provided is deemed reliable but is not guaranteed and should be independently verified.

# Queen Creek, Arizona Residential Sales Statistics

## January 2005 - Present



### New Listings on Market

	Jan	Feb	Mar	Apr	May	June	July	Aug	Sep	Oct	Nov	Dec	Annual Avg
<b>2005</b>	281	247	271	320	381	446	444	533	540	602	534	370	414
<b>2006</b>	743	672	818	743	801	747	671	646	540	472	377	321	629
<b>2007</b>	612	487	601	550	579	561	583	592	511	604	439	415	545
<b>2008</b>	749	586	538	527	552	632	609	623	689	613	549	529	600
<b>2009</b>	550	519	561	436	459	589	602	587	499	342	263	261	472
<b>2010</b>	292	289	301	278	214	225	202	210	255	197	172	184	235
<b>2011</b>	192	143	173	151	140	154	134	159	147	134	118	99	145

Check out our website to Search for Queen Creek Homes:

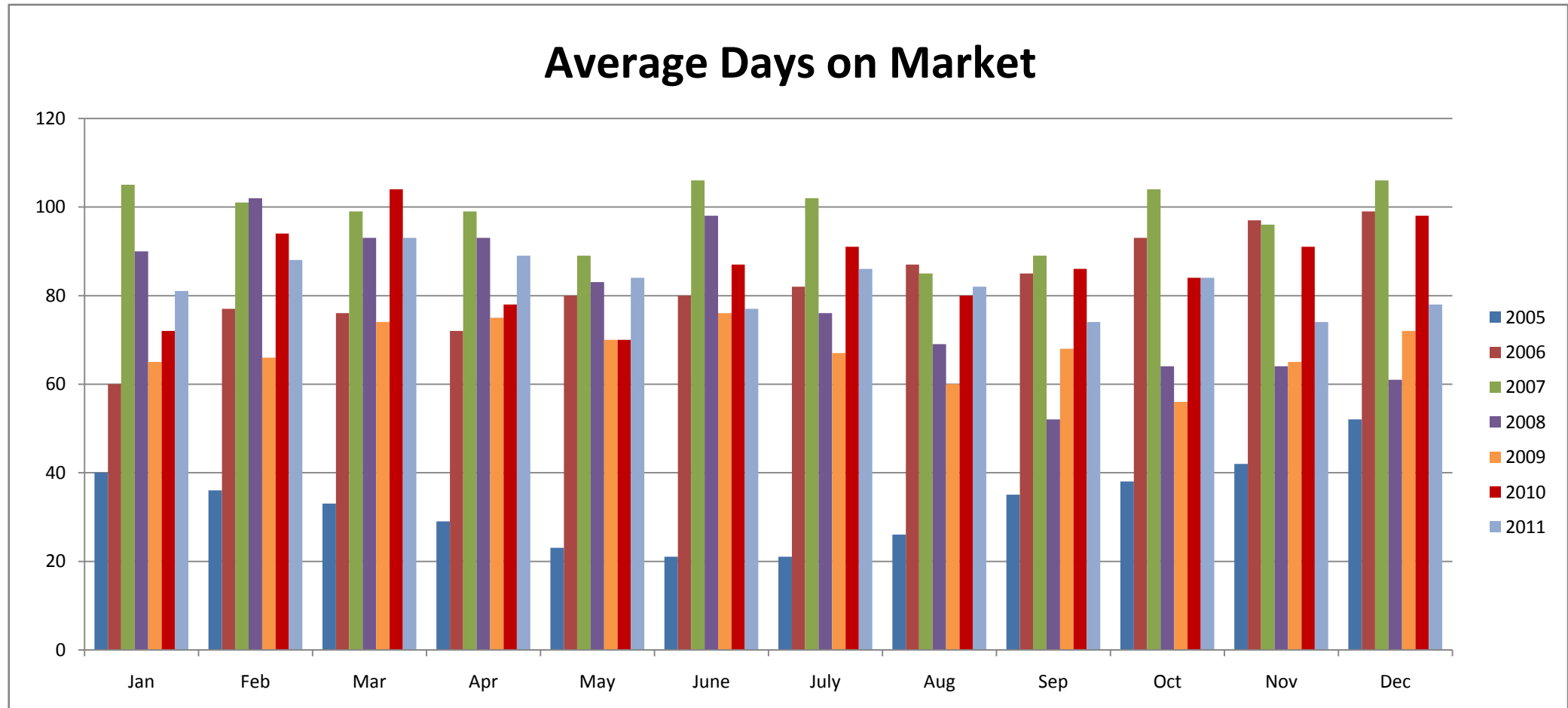
<http://www.QueenCreekHomes.com>

Data compiled from the Arizona Regional Multiple Listing Service.

All information provided is deemed reliable but is not guaranteed and should be independently verified.

# Queen Creek, Arizona Residential Sales Statistics

## January 2005 - Present



### Average Days on Market

	Jan	Feb	Mar	Apr	May	June	July	Aug	Sep	Oct	Nov	Dec	Annual Avg
<b>2005</b>	40	36	33	29	23	21	21	26	35	38	42	52	33
<b>2006</b>	60	77	76	72	80	80	82	87	85	93	97	99	82
<b>2007</b>	105	101	99	99	89	106	102	85	89	104	96	106	98
<b>2008</b>	90	102	93	93	83	98	76	69	52	64	64	61	79
<b>2009</b>	65	66	74	75	70	76	67	60	68	56	65	72	68
<b>2010</b>	72	94	104	78	70	87	91	80	86	84	91	98	86
<b>2011</b>	81	88	93	89	84	77	86	82	74	84	74	78	83

Check out our website to Search for Queen Creek Homes:

<http://www.QueenCreekHomes.com>

Data compiled from the Arizona Regional Multiple Listing Service.

All information provided is deemed reliable but is not guaranteed and should be independently verified.