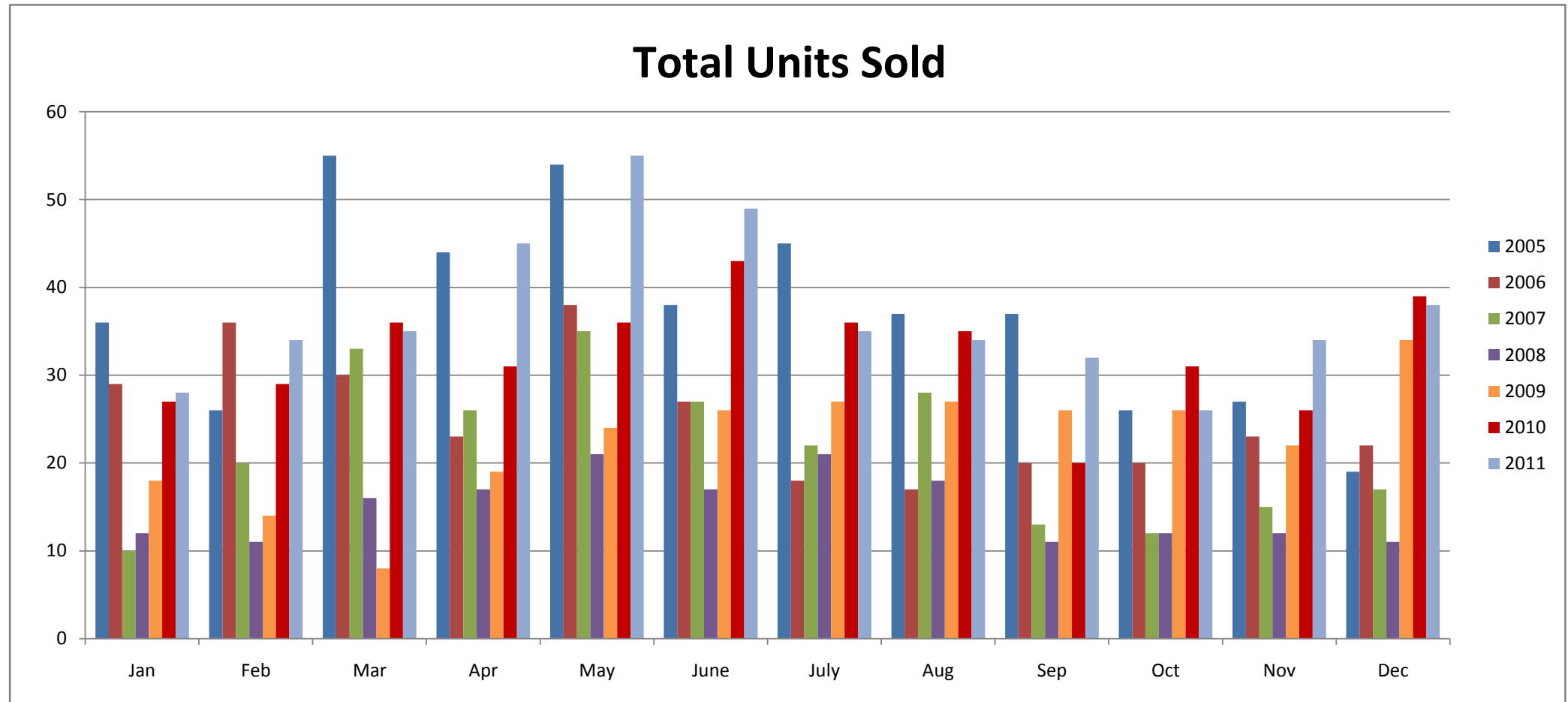


# Paradise Valley, Arizona Residential Sales Statistics

January 2005 - Present



## Total Units Sold

	Jan	Feb	Mar	Apr	May	June	July	Aug	Sep	Oct	Nov	Dec	Annual Totals
<b>2005</b>	36	26	55	44	54	38	45	37	37	26	27	19	444
<b>2006</b>	29	36	30	23	38	27	18	17	20	20	23	22	303
<b>2007</b>	10	20	33	26	35	27	22	28	13	12	15	17	258
<b>2008</b>	12	11	16	17	21	17	21	18	11	12	12	11	179
<b>2009</b>	18	14	8	19	24	26	27	27	26	26	22	34	271
<b>2010</b>	27	29	36	31	36	43	36	35	20	31	26	39	389
<b>2011</b>	28	34	35	45	55	49	35	34	32	26	34	38	445

Check out our Paradise Valley website to Search for Homes:

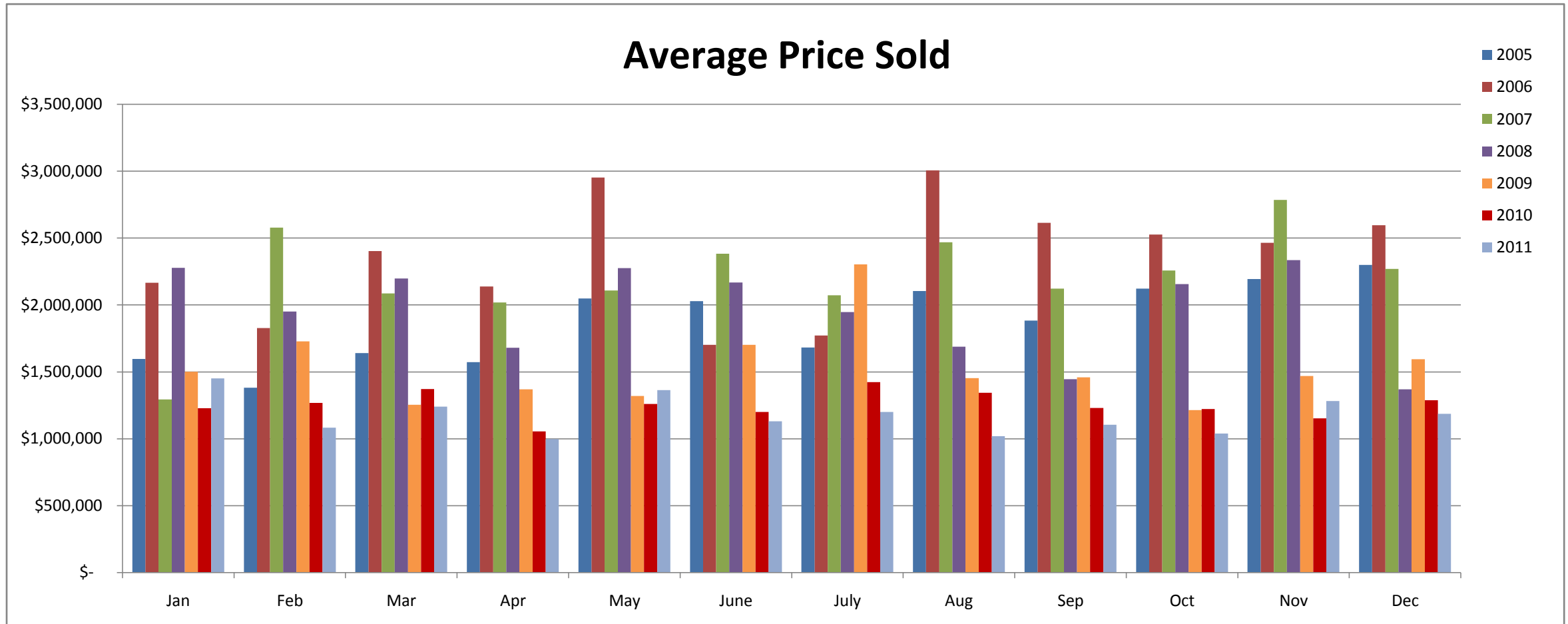
<http://www.ParadiseValleyHomesForSale.com>

Data compiled from the Arizona Regional Multiple Listing Service.

All information provided is deemed reliable but is not guaranteed and should be independently verified.

# Paradise Valley, Arizona Residential Sales Statistics

## January 2005 - Present



### Average Price Sold

	Jan	Feb	Mar	Apr	May	June	July	Aug	Sep	Oct	Nov	Dec	Annual Avg
<b>2005</b>	\$ 1,595,903	\$ 1,381,954	\$ 1,641,416	\$ 1,572,708	\$ 2,049,128	\$ 2,028,984	\$ 1,681,625	\$ 2,103,712	\$ 1,883,835	\$ 2,122,077	\$ 2,193,464	\$ 2,300,113	\$ 1,879,577
<b>2006</b>	\$ 2,166,218	\$ 1,827,431	\$ 2,402,054	\$ 2,138,880	\$ 2,951,822	\$ 1,701,537	\$ 1,772,725	\$ 3,006,118	\$ 2,613,180	\$ 2,526,064	\$ 2,464,522	\$ 2,597,060	\$ 2,347,301
<b>2007</b>	\$ 1,294,750	\$ 2,578,500	\$ 2,086,742	\$ 2,019,517	\$ 2,107,457	\$ 2,383,641	\$ 2,072,159	\$ 2,469,285	\$ 2,121,769	\$ 2,257,000	\$ 2,785,467	\$ 2,270,118	\$ 2,203,867
<b>2008</b>	\$ 2,278,333	\$ 1,951,000	\$ 2,198,438	\$ 1,680,147	\$ 2,275,829	\$ 2,167,618	\$ 1,947,619	\$ 1,689,097	\$ 1,445,636	\$ 2,157,000	\$ 2,334,792	\$ 1,370,632	\$ 1,958,012
<b>2009</b>	\$ 1,500,681	\$ 1,728,214	\$ 1,253,888	\$ 1,370,004	\$ 1,319,321	\$ 1,701,654	\$ 2,304,431	\$ 1,452,943	\$ 1,458,462	\$ 1,214,817	\$ 1,469,955	\$ 1,594,654	\$ 1,530,752
<b>2010</b>	\$ 1,228,372	\$ 1,268,724	\$ 1,372,612	\$ 1,054,835	\$ 1,260,965	\$ 1,200,880	\$ 1,423,789	\$ 1,344,429	\$ 1,229,895	\$ 1,222,171	\$ 1,152,769	\$ 1,288,490	\$ 1,253,994
<b>2011</b>	\$ 1,450,471	\$ 1,083,543	\$ 1,239,541	\$ 998,397	\$ 1,364,515	\$ 1,131,695	\$ 1,200,369	\$ 1,018,588	\$ 1,104,828	\$ 1,038,573	\$ 1,281,933	\$ 1,186,521	\$ 1,174,915

**Check out our Paradise Valley website to Search for Homes:**

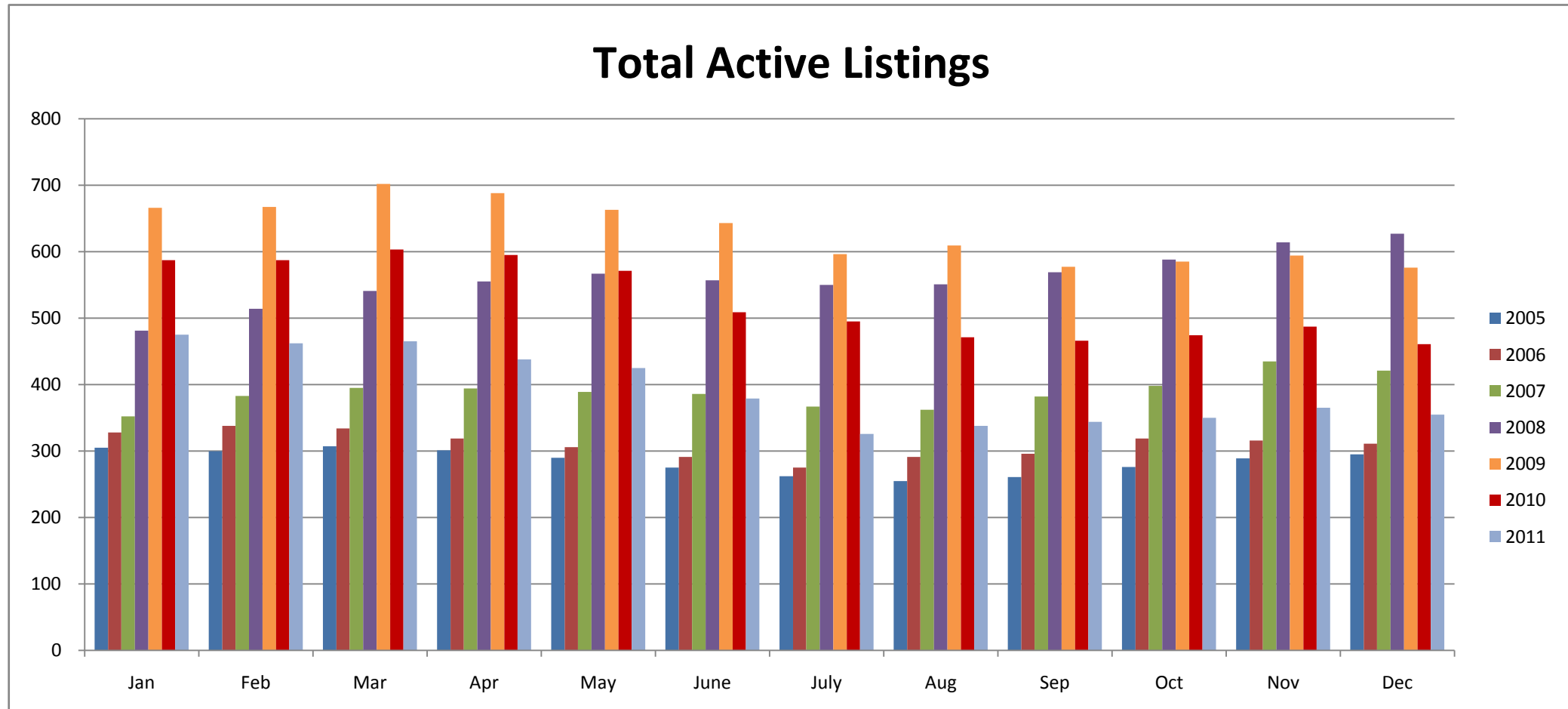
<http://www.ParadiseValleyHomesForSale.com>

Data compiled from the Arizona Regional Multiple Listing Service.

All information provided is deemed reliable but is not guaranteed and should be independently verified.

# Paradise Valley, Arizona Residential Sales Statistics

## January 2005 - Present



### Total Active Listings

	Jan	Feb	Mar	Apr	May	June	July	Aug	Sep	Oct	Nov	Dec	Annual Totals
<b>2005</b>	305	300	307	301	290	275	262	255	261	276	289	295	3,416
<b>2006</b>	328	338	334	319	306	291	275	291	296	319	316	311	3,724
<b>2007</b>	352	383	395	394	389	386	367	362	382	398	435	421	4,664
<b>2008</b>	481	514	541	555	567	557	550	551	569	588	614	627	6,714
<b>2009</b>	666	667	702	688	663	643	596	609	577	585	594	576	7,566
<b>2010</b>	587	587	603	595	571	509	495	471	466	474	487	461	6,306
<b>2011</b>	475	462	465	438	425	379	326	338	344	350	365	355	4,722

Check out our Paradise Valley website to Search for Homes:

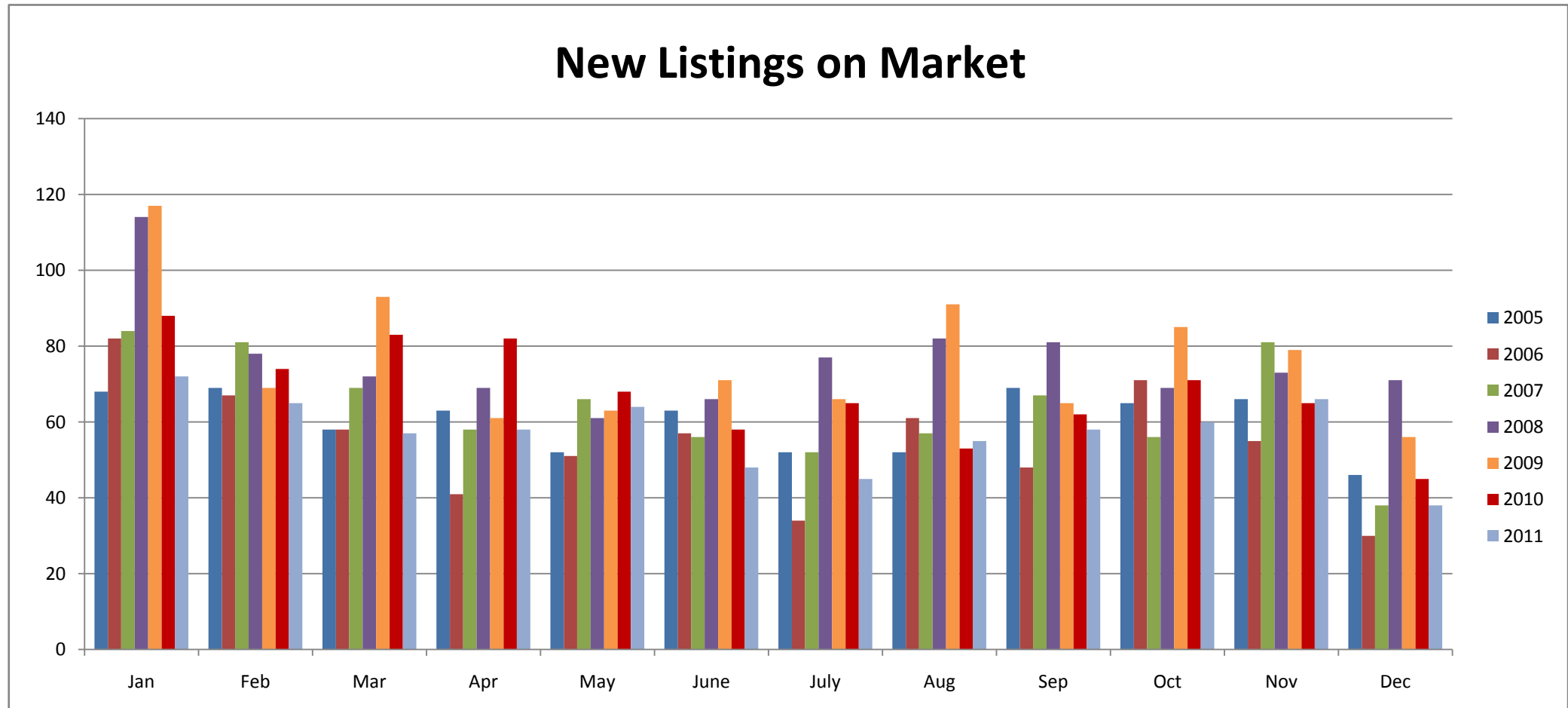
<http://www.ParadiseValleyHomesForSale.com>

Data compiled from the Arizona Regional Multiple Listing Service.

All information provided is deemed reliable but is not guaranteed and should be independently verified.

# Paradise Valley, Arizona Residential Sales Statistics

## January 2005 - Present



### New Listings on Market

	Jan	Feb	Mar	Apr	May	June	July	Aug	Sep	Oct	Nov	Dec	Annual Avg
<b>2005</b>	68	69	58	63	52	63	52	52	69	65	66	46	60
<b>2006</b>	82	67	58	41	51	57	34	61	48	71	55	30	55
<b>2007</b>	84	81	69	58	66	56	52	57	67	56	81	38	64
<b>2008</b>	114	78	72	69	61	66	77	82	81	69	73	71	76
<b>2009</b>	117	69	93	61	63	71	66	91	65	85	79	56	76
<b>2010</b>	88	74	83	82	68	58	65	53	62	71	65	45	68
<b>2011</b>	72	65	57	58	64	48	45	55	58	60	66	38	57

Check out our Paradise Valley website to Search for Homes:

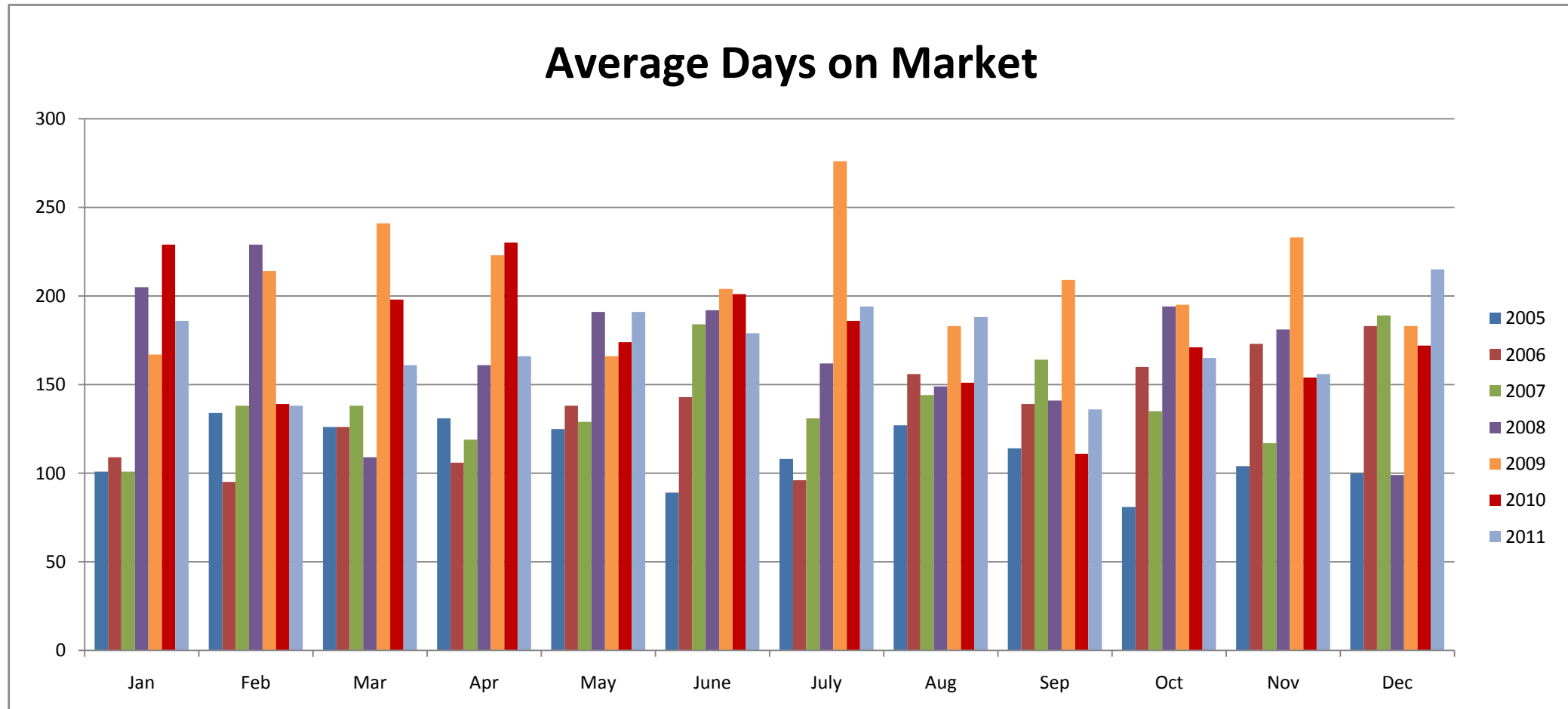
<http://www.ParadiseValleyHomesForSale.com>

Data compiled from the Arizona Regional Multiple Listing Service.

All information provided is deemed reliable but is not guaranteed and should be independently verified.

# Paradise Valley, Arizona Residential Sales Statistics

## January 2005 - Present



### Average Days on Market

	Jan	Feb	Mar	Apr	May	June	July	Aug	Sep	Oct	Nov	Dec	Annual Avg
<b>2005</b>	101	134	126	131	125	89	108	127	114	81	104	100	112
<b>2006</b>	109	95	126	106	138	143	96	156	139	160	173	183	135
<b>2007</b>	101	138	138	119	129	184	131	144	164	135	117	189	141
<b>2008</b>	205	229	109	161	191	192	162	149	141	194	181	99	168
<b>2009</b>	167	214	241	223	166	204	276	183	209	195	233	183	208
<b>2010</b>	229	139	198	230	174	201	186	151	111	171	154	172	176
<b>2011</b>	186	138	161	166	191	179	194	188	136	165	156	215	173

Check out our Paradise Valley website to Search for Homes:

<http://www.ParadiseValleyHomesForSale.com>

Data compiled from the Arizona Regional Multiple Listing Service.

All information provided is deemed reliable but is not guaranteed and should be independently verified.