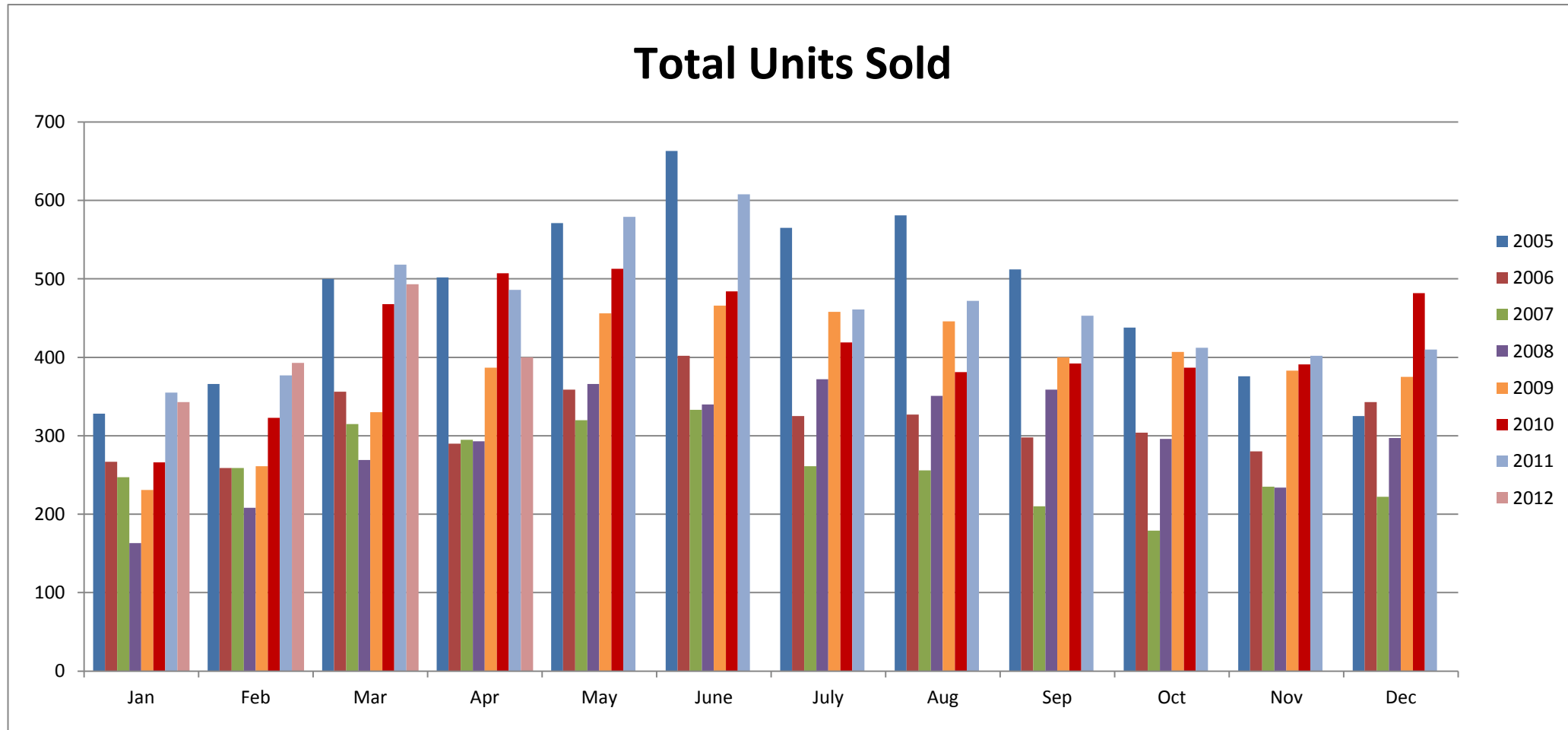


# Gilbert, Arizona Residential Sales Statistics

## January 2005 - Present



### Total Units Sold

	Jan	Feb	Mar	Apr	May	June	July	Aug	Sep	Oct	Nov	Dec	Annual Totals
<b>2005</b>	328	366	500	502	571	663	565	581	512	438	376	325	5,727
<b>2006</b>	267	259	356	290	359	402	325	327	298	304	280	343	3,810
<b>2007</b>	247	259	315	295	320	333	261	256	210	179	235	222	3,132
<b>2008</b>	163	208	269	293	366	340	372	351	359	296	234	297	3,548
<b>2009</b>	231	261	330	387	456	466	458	446	400	407	383	375	4,600
<b>2010</b>	266	323	468	507	513	484	419	381	392	387	391	482	5,013
<b>2011</b>	355	377	518	486	579	608	461	472	453	412	402	410	5,533
<b>2012</b>	343	393	493	400									1,629

Check out our Gilbert website to Search for Gilbert Foreclosed Homes:

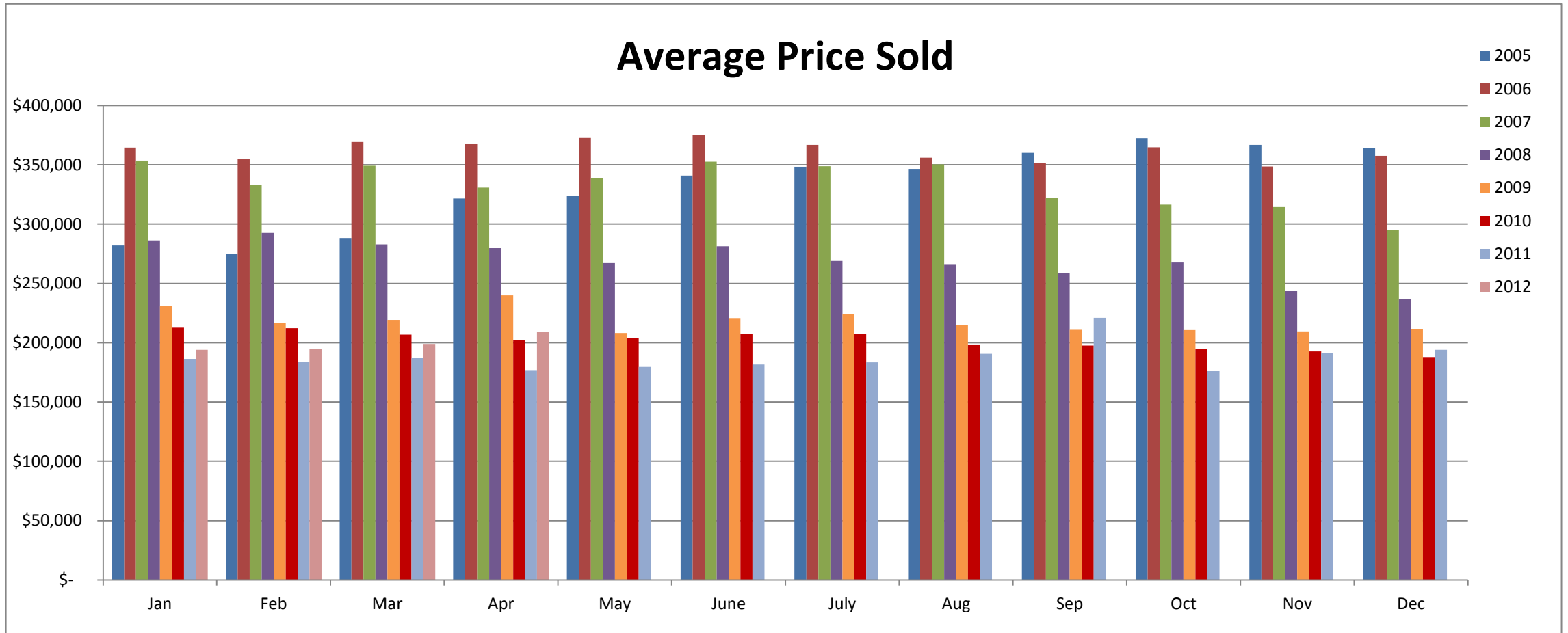
<http://www.GilbertForeclosedHomes.com>

Data compiled from the Arizona Regional Multiple Listing Service.

All information provided is deemed reliable but is not guaranteed and should be independently verified.

# Gilbert, Arizona Residential Sales Statistics

## January 2005 - Present



### Average Price Sold

	Jan	Feb	Mar	Apr	May	June	July	Aug	Sep	Oct	Nov	Dec	Annual Avg
<b>2005</b>	\$ 282,040	\$ 274,702	\$ 288,322	\$ 321,597	\$ 324,035	\$ 340,830	\$ 348,214	\$ 346,634	\$ 360,096	\$ 372,346	\$ 366,662	\$ 363,798	\$ 332,440
<b>2006</b>	\$ 364,489	\$ 354,673	\$ 369,646	\$ 367,906	\$ 372,678	\$ 375,045	\$ 366,753	\$ 355,950	\$ 351,262	\$ 364,721	\$ 348,455	\$ 357,491	\$ 362,422
<b>2007</b>	\$ 353,455	\$ 333,253	\$ 349,191	\$ 330,852	\$ 338,718	\$ 352,510	\$ 348,685	\$ 350,247	\$ 322,015	\$ 316,368	\$ 314,326	\$ 295,235	\$ 333,738
<b>2008</b>	\$ 286,315	\$ 292,621	\$ 282,847	\$ 279,649	\$ 267,207	\$ 281,182	\$ 268,941	\$ 266,180	\$ 258,792	\$ 267,591	\$ 243,558	\$ 236,825	\$ 269,309
<b>2009</b>	\$ 230,944	\$ 216,761	\$ 219,126	\$ 239,894	\$ 208,228	\$ 220,832	\$ 224,381	\$ 214,853	\$ 210,859	\$ 210,661	\$ 209,403	\$ 211,597	\$ 218,128
<b>2010</b>	\$ 212,551	\$ 212,309	\$ 206,884	\$ 202,069	\$ 203,727	\$ 207,205	\$ 207,596	\$ 198,501	\$ 197,497	\$ 194,644	\$ 192,631	\$ 187,859	\$ 201,956
<b>2011</b>	\$ 186,319	\$ 183,693	\$ 187,312	\$ 176,932	\$ 179,541	\$ 181,658	\$ 183,337	\$ 190,608	\$ 221,030	\$ 176,169	\$ 191,061	\$ 193,914	\$ 187,631
<b>2012</b>	\$ 193,977	\$ 194,878	\$ 199,043	\$ 209,340									\$ 199,310

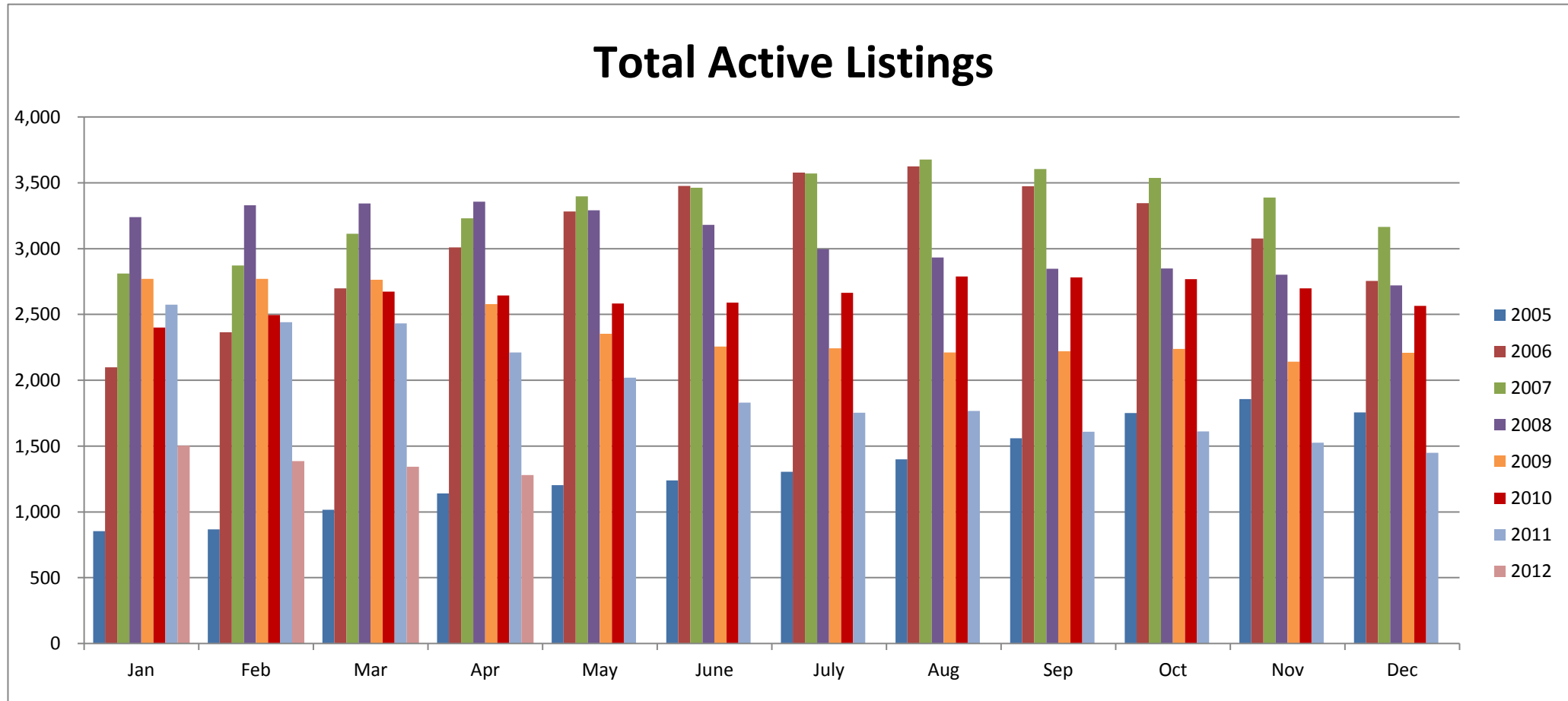
Check out our Gilbert website to Search for Gilbert Foreclosed Homes:

<http://www.GilbertForeclosedHomes.com>

Data compiled from the Arizona Regional Multiple Listing Service.  
All information provided is deemed reliable but is not guaranteed and should be independently verified.

# Gilbert, Arizona Residential Sales Statistics

## January 2005 - Present



### Total Active Listings

	Jan	Feb	Mar	Apr	May	June	July	Aug	Sep	Oct	Nov	Dec	Annual Totals
<b>2005</b>	853	867	1,015	1,141	1,204	1,239	1,304	1,399	1,559	1,752	1,857	1,755	15,945
<b>2006</b>	2,098	2,365	2,697	3,010	3,281	3,476	3,577	3,624	3,473	3,345	3,076	2,755	36,777
<b>2007</b>	2,810	2,871	3,112	3,229	3,397	3,463	3,570	3,677	3,604	3,536	3,388	3,165	39,822
<b>2008</b>	3,238	3,330	3,343	3,356	3,291	3,181	2,995	2,933	2,846	2,848	2,802	2,721	36,884
<b>2009</b>	2,769	2,769	2,764	2,579	2,352	2,257	2,242	2,212	2,220	2,237	2,142	2,209	28,752
<b>2010</b>	2,401	2,494	2,673	2,643	2,584	2,590	2,664	2,789	2,782	2,767	2,699	2,565	31,651
<b>2011</b>	2,575	2,442	2,431	2,211	2,019	1,829	1,753	1,766	1,609	1,612	1,525	1,450	23,222
<b>2012</b>	1,504	1,386	1,343	1,280									5,513

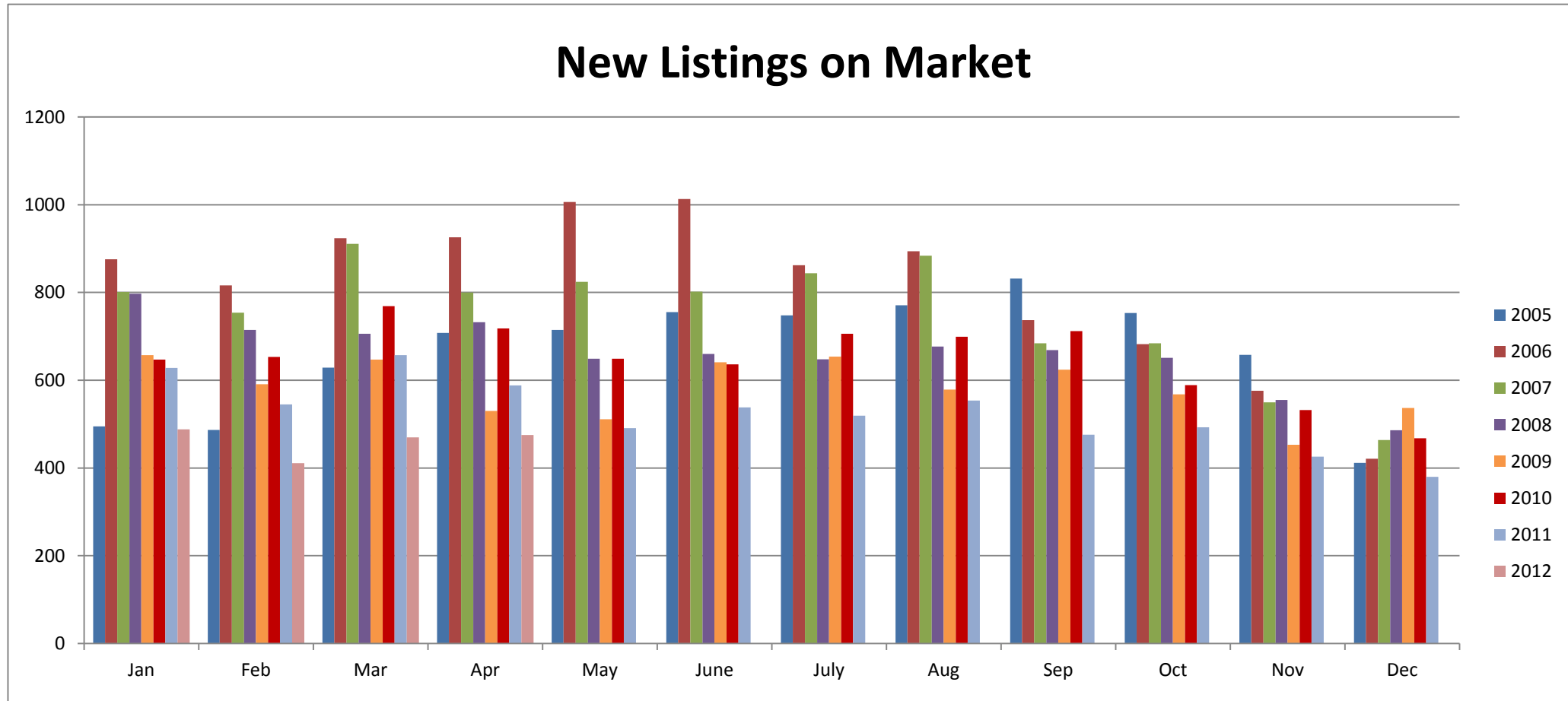
Check out our Gilbert website to Search for Gilbert Foreclosed Homes:

<http://www.GilbertForeclosedHomes.com>

Data compiled from the Arizona Regional Multiple Listing Service.  
All information provided is deemed reliable but is not guaranteed and should be independently verified.

# Gilbert, Arizona Residential Sales Statistics

## January 2005 - Present



### New Listings on Market

	Jan	Feb	Mar	Apr	May	June	July	Aug	Sep	Oct	Nov	Dec	Annual Avg
<b>2005</b>	495	487	629	708	715	755	748	771	832	753	658	412	664
<b>2006</b>	876	816	924	926	1006	1013	862	894	737	682	576	421	811
<b>2007</b>	801	754	911	800	824	802	844	884	684	684	550	464	750
<b>2008</b>	797	715	706	732	649	660	648	677	669	651	555	486	662
<b>2009</b>	657	591	647	530	511	641	654	579	624	568	453	537	583
<b>2010</b>	647	653	769	718	649	636	706	699	712	589	532	468	648
<b>2011</b>	628	545	657	588	491	538	519	554	476	493	426	380	525
<b>2012</b>	488	411	470	475									461

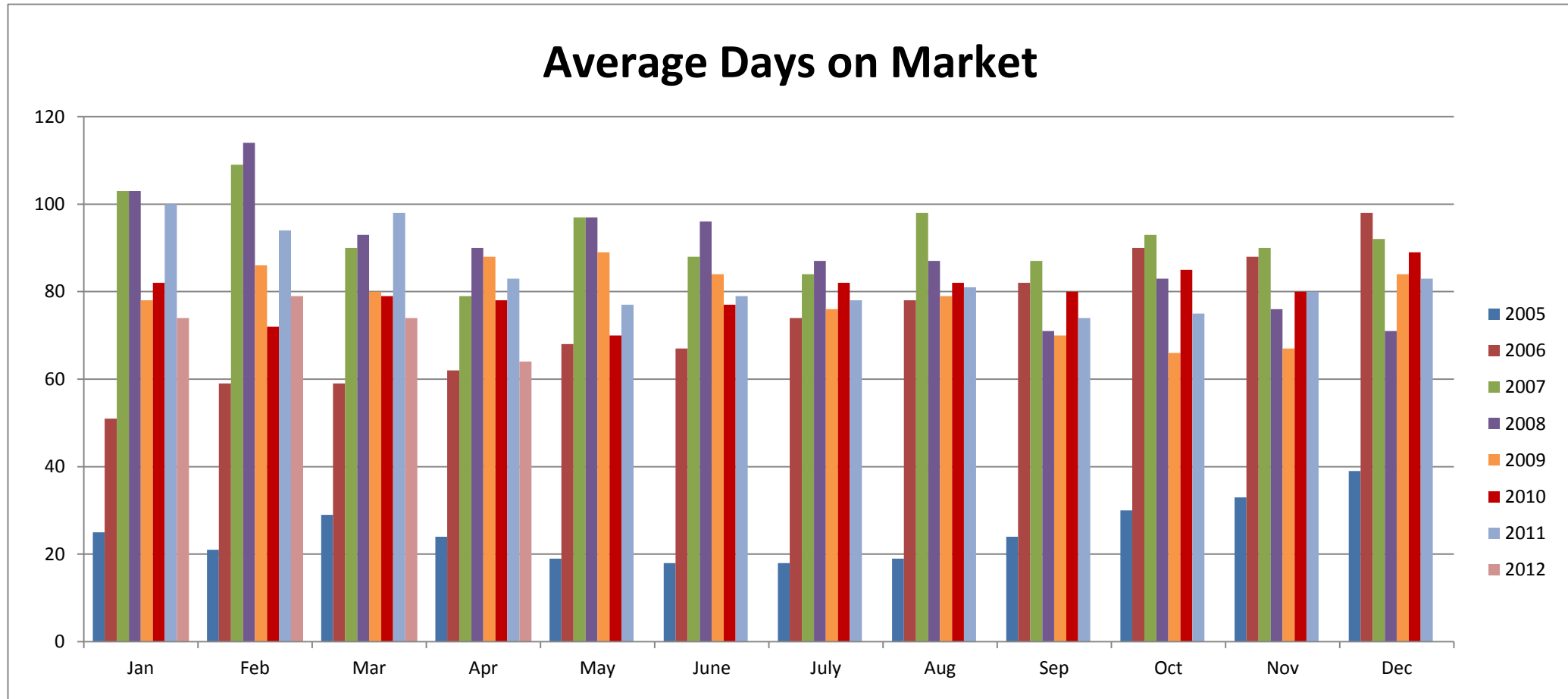
Check out our Gilbert website to Search for Gilbert Foreclosed Homes:

<http://www.GilbertForeclosedHomes.com>

Data compiled from the Arizona Regional Multiple Listing Service.  
All information provided is deemed reliable but is not guaranteed and should be independently verified.

# Gilbert, Arizona Residential Sales Statistics

## January 2005 - Present



### Average Days on Market

	Jan	Feb	Mar	Apr	May	June	July	Aug	Sep	Oct	Nov	Dec	Annual Avg
<b>2005</b>	25	21	29	24	19	18	18	19	24	30	33	39	25
<b>2006</b>	51	59	59	62	68	67	74	78	82	90	88	98	73
<b>2007</b>	103	109	90	79	97	88	84	98	87	93	90	92	93
<b>2008</b>	103	114	93	90	97	96	87	87	71	83	76	71	89
<b>2009</b>	78	86	80	88	89	84	76	79	70	66	67	84	79
<b>2010</b>	82	72	79	78	70	77	82	82	80	85	80	89	80
<b>2011</b>	100	94	98	83	77	79	78	81	74	75	80	83	84
<b>2012</b>	74	79	74	64									73

Check out our Gilbert website to Search for Gilbert Foreclosed Homes:

<http://www.GilbertForeclosedHomes.com>

Data compiled from the Arizona Regional Multiple Listing Service.  
All information provided is deemed reliable but is not guaranteed and should be independently verified.