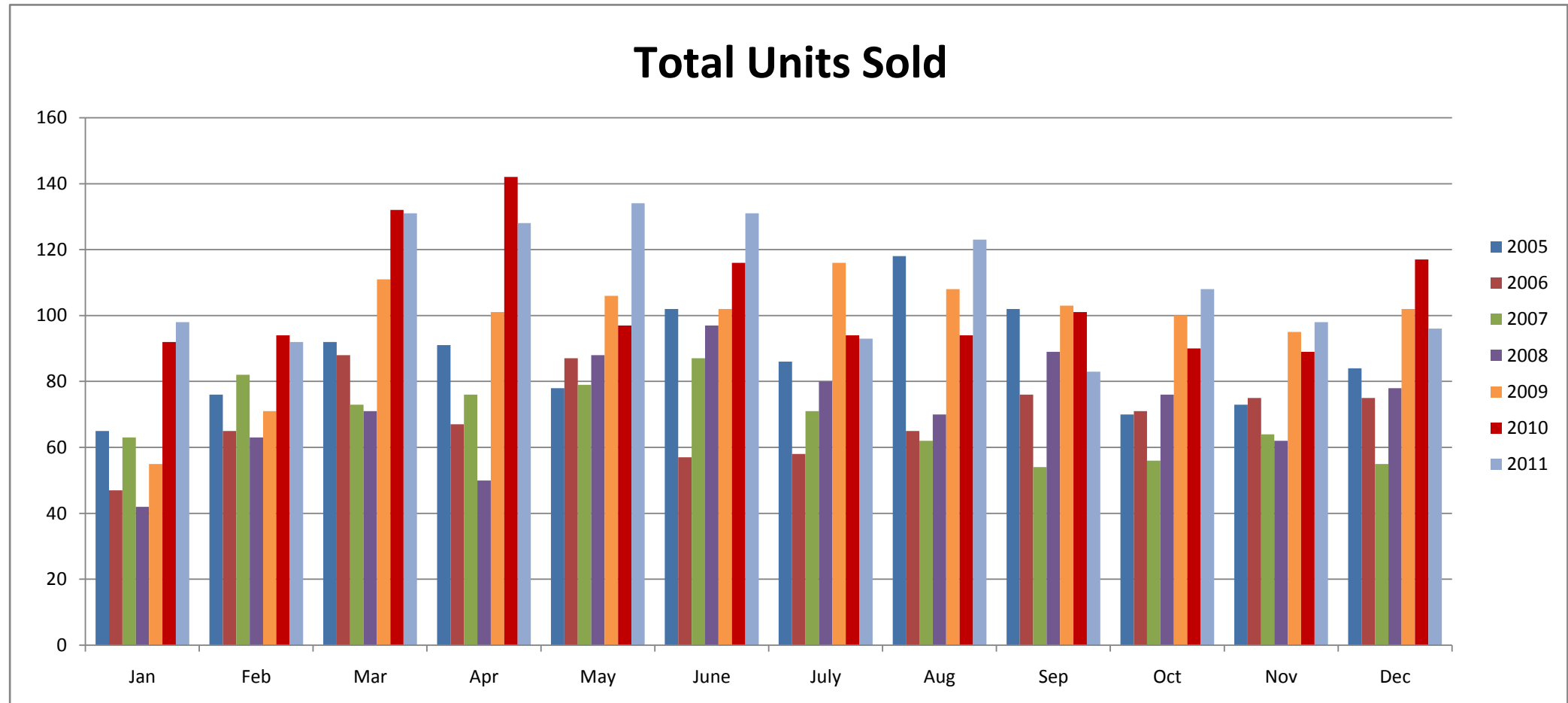


# Casa Grande, Arizona Residential Sales Statistics

## January 2005 - Present



### Total Units Sold

	Jan	Feb	Mar	Apr	May	June	July	Aug	Sep	Oct	Nov	Dec	Annual Totals
<b>2005</b>	65	76	92	91	78	102	86	118	102	70	73	84	1,037
<b>2006</b>	47	65	88	67	87	57	58	65	76	71	75	75	831
<b>2007</b>	63	82	73	76	79	87	71	62	54	56	64	55	822
<b>2008</b>	42	63	71	50	88	97	80	70	89	76	62	78	866
<b>2009</b>	55	71	111	101	106	102	116	108	103	100	95	102	1,170
<b>2010</b>	92	94	132	142	97	116	94	94	101	90	89	117	1,258
<b>2011</b>	98	92	131	128	134	131	93	123	83	108	98	96	1,315

Check out our Casa Grande website to Search for Homes:

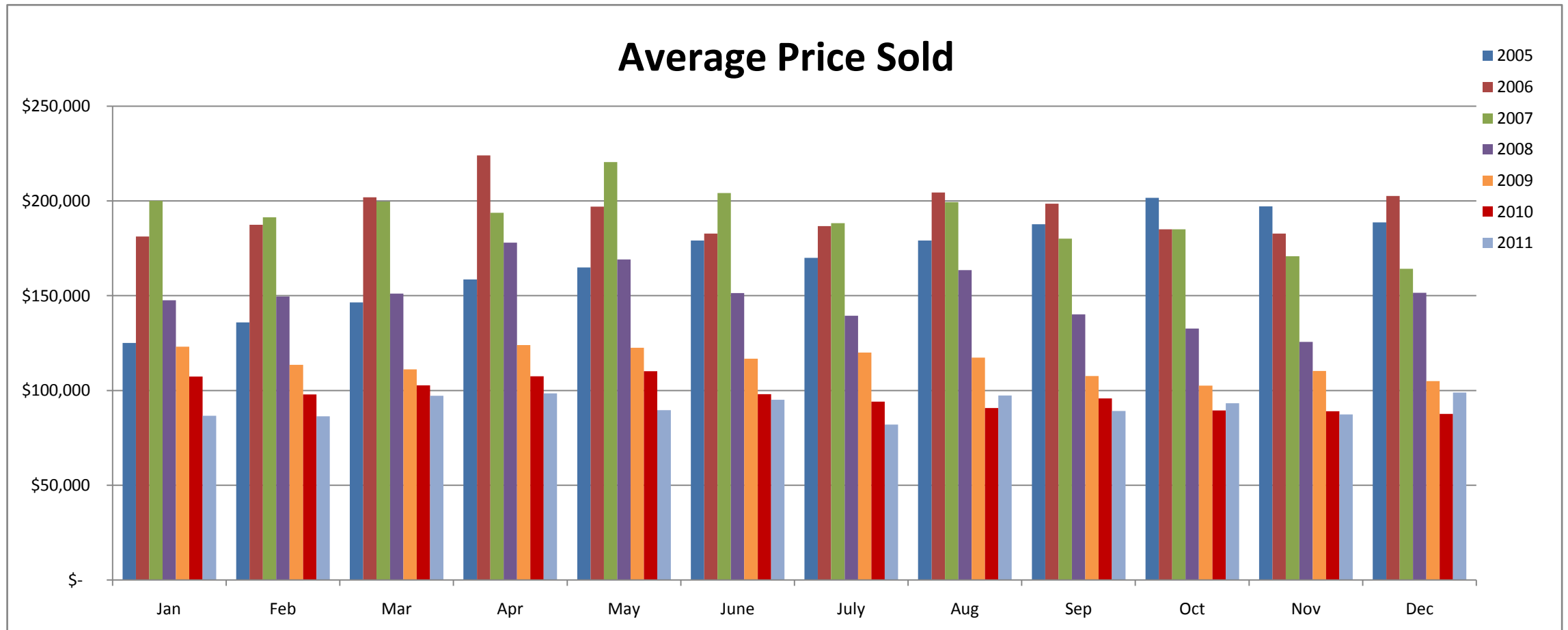
<http://www.CasaGrandeHomesForSale.com>

Data compiled from the Arizona Regional Multiple Listing Service.

All information provided is deemed reliable but is not guaranteed and should be independently verified.

# Casa Grande, Arizona Residential Sales Statistics

## January 2005 - Present



### Average Price Sold

	Jan	Feb	Mar	Apr	May	June	July	Aug	Sep	Oct	Nov	Dec	Annual Avg
<b>2005</b>	\$ 125,105	\$ 135,962	\$ 146,488	\$ 158,587	\$ 165,012	\$ 179,158	\$ 170,070	\$ 179,255	\$ 187,737	\$ 201,677	\$ 197,203	\$ 188,738	\$ 169,583
<b>2006</b>	\$ 181,293	\$ 187,472	\$ 202,038	\$ 224,095	\$ 197,100	\$ 182,861	\$ 186,854	\$ 204,515	\$ 198,626	\$ 185,058	\$ 182,820	\$ 202,701	\$ 194,619
<b>2007</b>	\$ 200,207	\$ 191,478	\$ 199,794	\$ 193,902	\$ 220,622	\$ 204,298	\$ 188,326	\$ 199,488	\$ 180,200	\$ 185,129	\$ 170,938	\$ 164,315	\$ 191,558
<b>2008</b>	\$ 147,658	\$ 149,662	\$ 151,218	\$ 178,107	\$ 169,237	\$ 151,432	\$ 139,511	\$ 163,602	\$ 140,216	\$ 132,778	\$ 125,696	\$ 151,565	\$ 150,057
<b>2009</b>	\$ 123,235	\$ 113,662	\$ 111,207	\$ 124,068	\$ 122,585	\$ 116,874	\$ 120,136	\$ 117,430	\$ 107,742	\$ 102,555	\$ 110,375	\$ 104,994	\$ 114,572
<b>2010</b>	\$ 107,401	\$ 98,005	\$ 102,785	\$ 107,494	\$ 110,217	\$ 98,047	\$ 94,128	\$ 90,784	\$ 95,805	\$ 89,563	\$ 89,173	\$ 87,708	\$ 97,593
<b>2011</b>	\$ 86,649	\$ 86,493	\$ 97,220	\$ 98,580	\$ 89,705	\$ 95,140	\$ 82,122	\$ 97,378	\$ 89,307	\$ 93,353	\$ 87,378	\$ 98,901	\$ 91,852

Check out our Casa Grande website to Search for Homes:

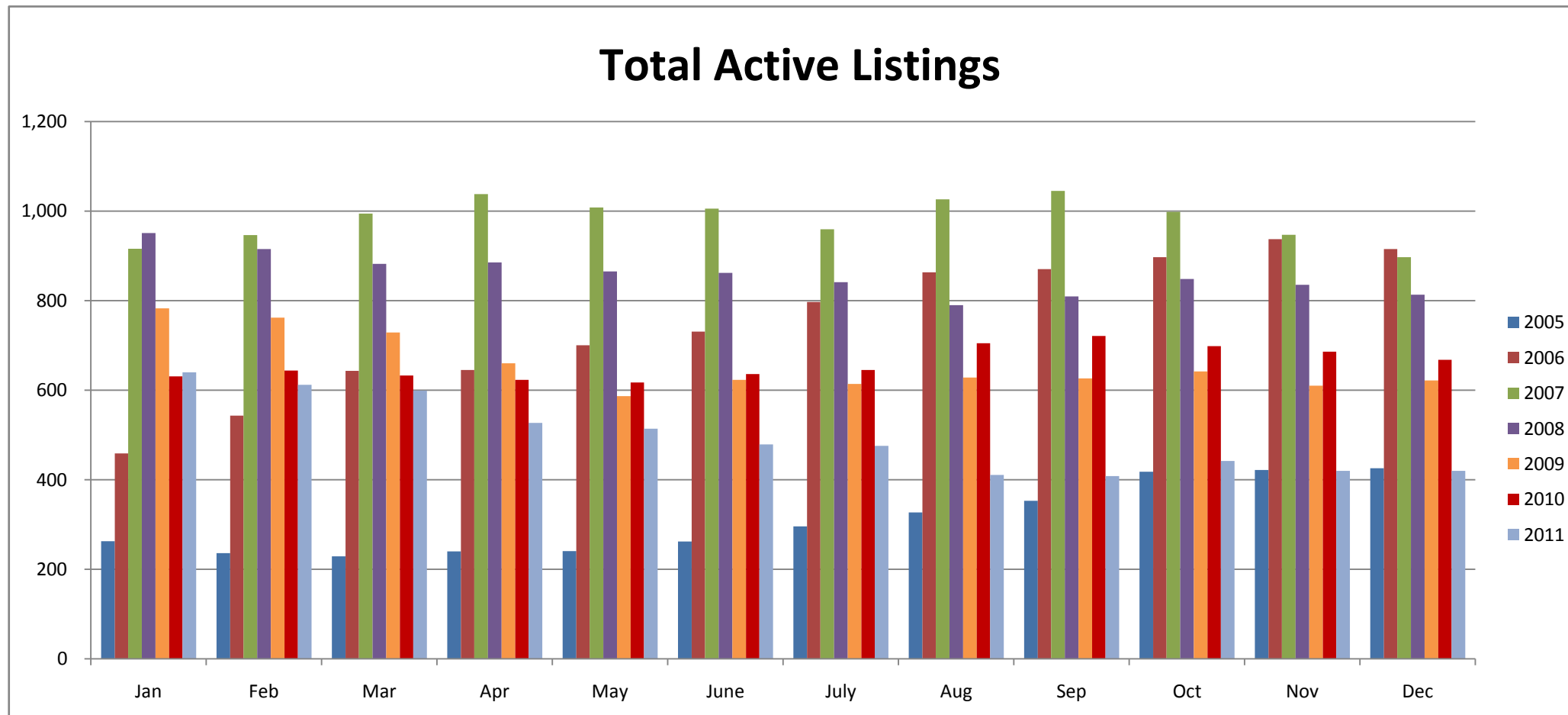
<http://www.CasaGrandeHomesForSale.com>

Data compiled from the Arizona Regional Multiple Listing Service.

All information provided is deemed reliable but is not guaranteed and should be independently verified.

# Casa Grande, Arizona Residential Sales Statistics

## January 2005 - Present



### Total Active Listings

	Jan	Feb	Mar	Apr	May	June	July	Aug	Sep	Oct	Nov	Dec	Annual Totals
<b>2005</b>	263	236	229	240	241	262	296	327	353	418	422	426	3,713
<b>2006</b>	459	543	643	645	700	731	797	863	870	897	937	915	9,000
<b>2007</b>	916	946	994	1,038	1,008	1,005	959	1,026	1,045	998	947	897	11,779
<b>2008</b>	951	915	882	885	865	862	841	790	809	848	835	813	10,296
<b>2009</b>	783	762	729	660	587	623	614	628	626	642	610	622	7,886
<b>2010</b>	631	644	633	623	617	636	645	705	721	698	686	668	7,907
<b>2011</b>	640	612	599	527	514	479	476	411	408	442	420	420	5,948

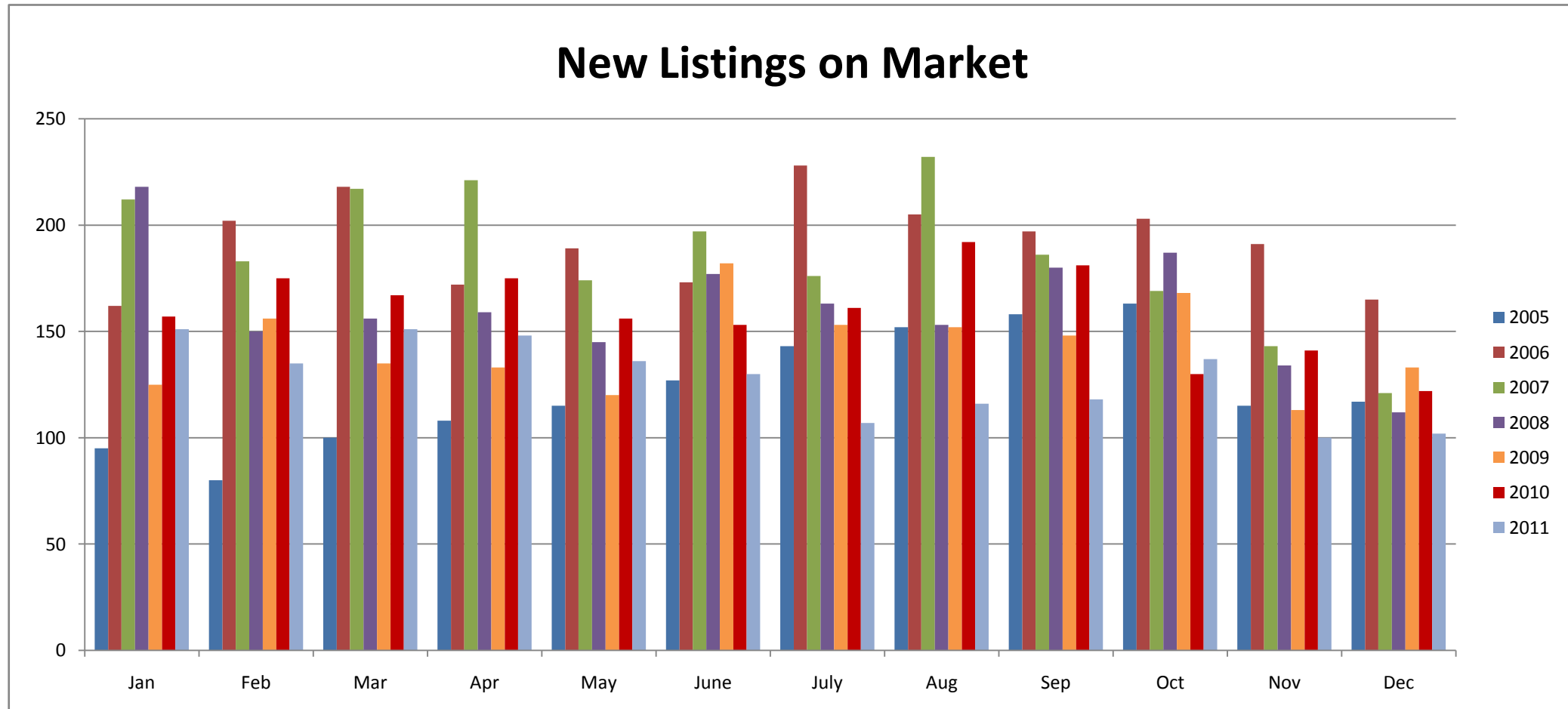
Check out our Casa Grande website to Search for Homes:

<http://www.CasaGrandeHomesForSale.com>

Data compiled from the Arizona Regional Multiple Listing Service.  
All information provided is deemed reliable but is not guaranteed and should be independently verified.

# Casa Grande, Arizona Residential Sales Statistics

## January 2005 - Present



### New Listings on Market

	Jan	Feb	Mar	Apr	May	June	July	Aug	Sep	Oct	Nov	Dec	Annual Avg
<b>2005</b>	95	80	100	108	115	127	143	152	158	163	115	117	123
<b>2006</b>	162	202	218	172	189	173	228	205	197	203	191	165	192
<b>2007</b>	212	183	217	221	174	197	176	232	186	169	143	121	186
<b>2008</b>	218	150	156	159	145	177	163	153	180	187	134	112	161
<b>2009</b>	125	156	135	133	120	182	153	152	148	168	113	133	143
<b>2010</b>	157	175	167	175	156	153	161	192	181	130	141	122	159
<b>2011</b>	151	135	151	148	136	130	107	116	118	137	100	102	128

Check out our Casa Grande website to Search for Homes:

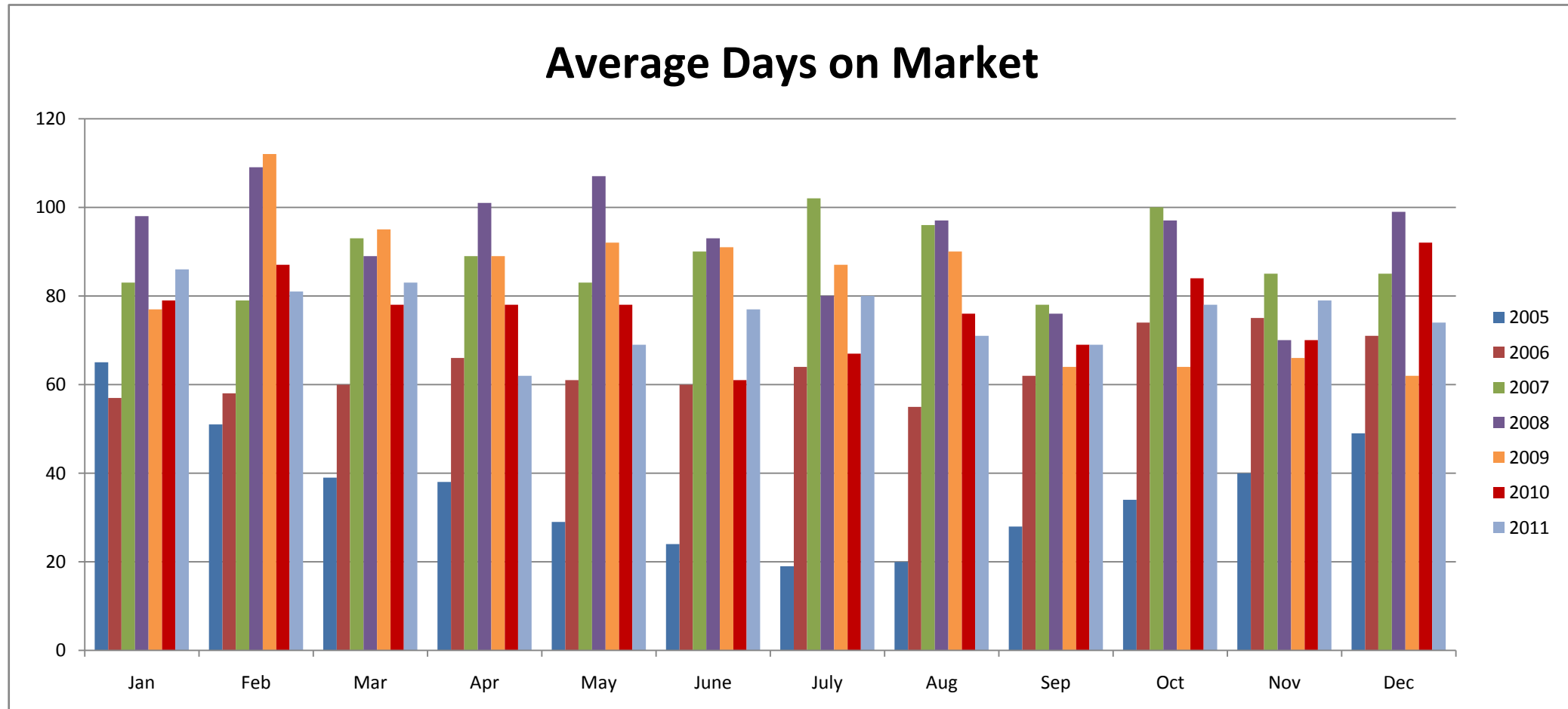
<http://www.CasaGrandeHomesForSale.com>

Data compiled from the Arizona Regional Multiple Listing Service.

All information provided is deemed reliable but is not guaranteed and should be independently verified.

# Casa Grande, Arizona Residential Sales Statistics

## January 2005 - Present



### Average Days on Market

	Jan	Feb	Mar	Apr	May	June	July	Aug	Sep	Oct	Nov	Dec	Annual Avg
<b>2005</b>	65	51	39	38	29	24	19	20	28	34	40	49	36
<b>2006</b>	57	58	60	66	61	60	64	55	62	74	75	71	64
<b>2007</b>	83	79	93	89	83	90	102	96	78	100	85	85	89
<b>2008</b>	98	109	89	101	107	93	80	97	76	97	70	99	93
<b>2009</b>	77	112	95	89	92	91	87	90	64	64	66	62	82
<b>2010</b>	79	87	78	78	78	61	67	76	69	84	70	92	77
<b>2011</b>	86	81	83	62	69	77	80	71	69	78	79	74	76

Check out our Casa Grande website to Search for Homes:

<http://www.CasaGrandeHomesForSale.com>

Data compiled from the Arizona Regional Multiple Listing Service.

All information provided is deemed reliable but is not guaranteed and should be independently verified.