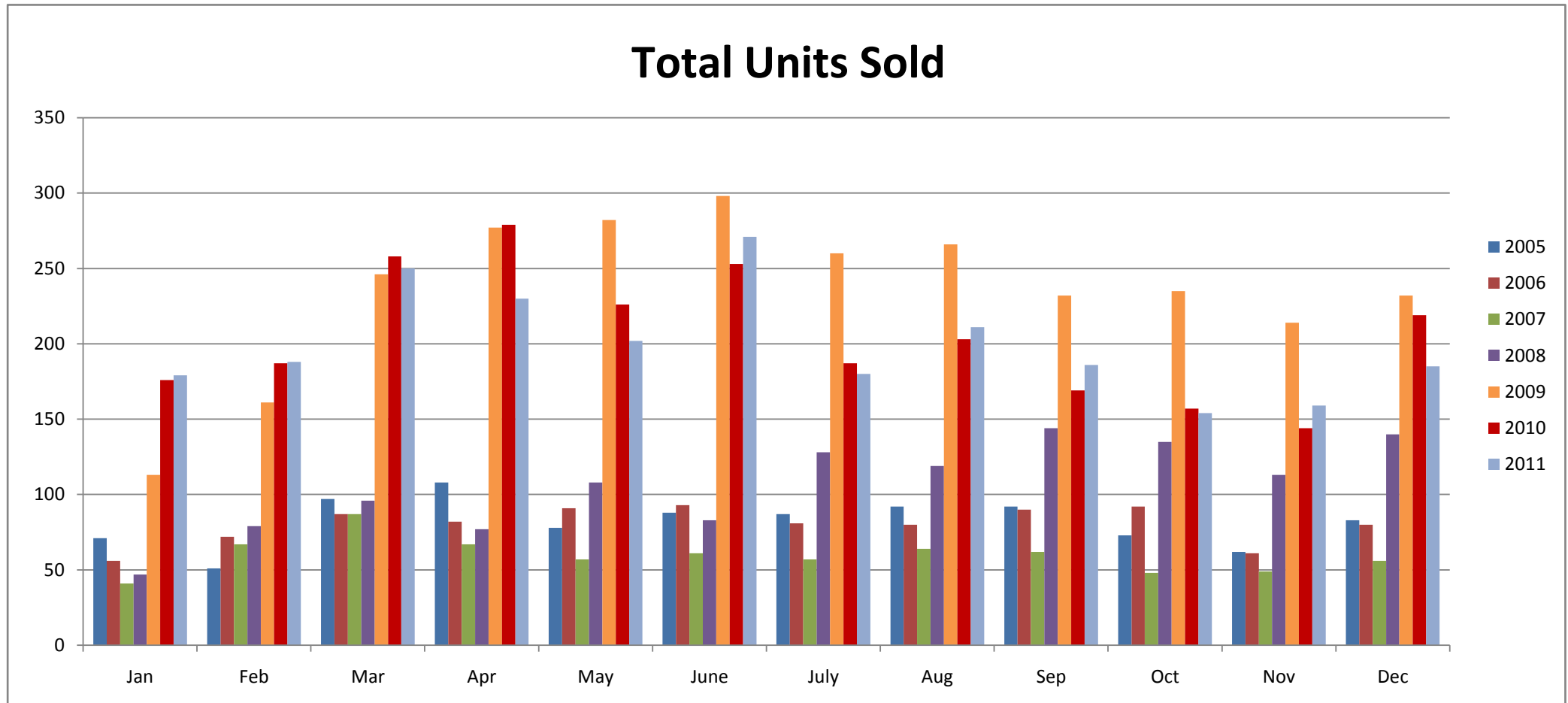


Buckeye, Arizona Residential Sales Statistics

January 2005 - Present



Total Units Sold

	Jan	Feb	Mar	Apr	May	June	July	Aug	Sep	Oct	Nov	Dec	Annual Totals
2005	71	51	97	108	78	88	87	92	92	73	62	83	982
2006	56	72	87	82	91	93	81	80	90	92	61	80	965
2007	41	67	87	67	57	61	57	64	62	48	49	56	716
2008	47	79	96	77	108	83	128	119	144	135	113	140	1,269
2009	113	161	246	277	282	298	260	266	232	235	214	232	2,816
2010	176	187	258	279	226	253	187	203	169	157	144	219	2,458
2011	179	188	250	230	202	271	180	211	186	154	159	185	2,395

Check out our Buckeye website to Search for Buckeye Foreclosed Homes:

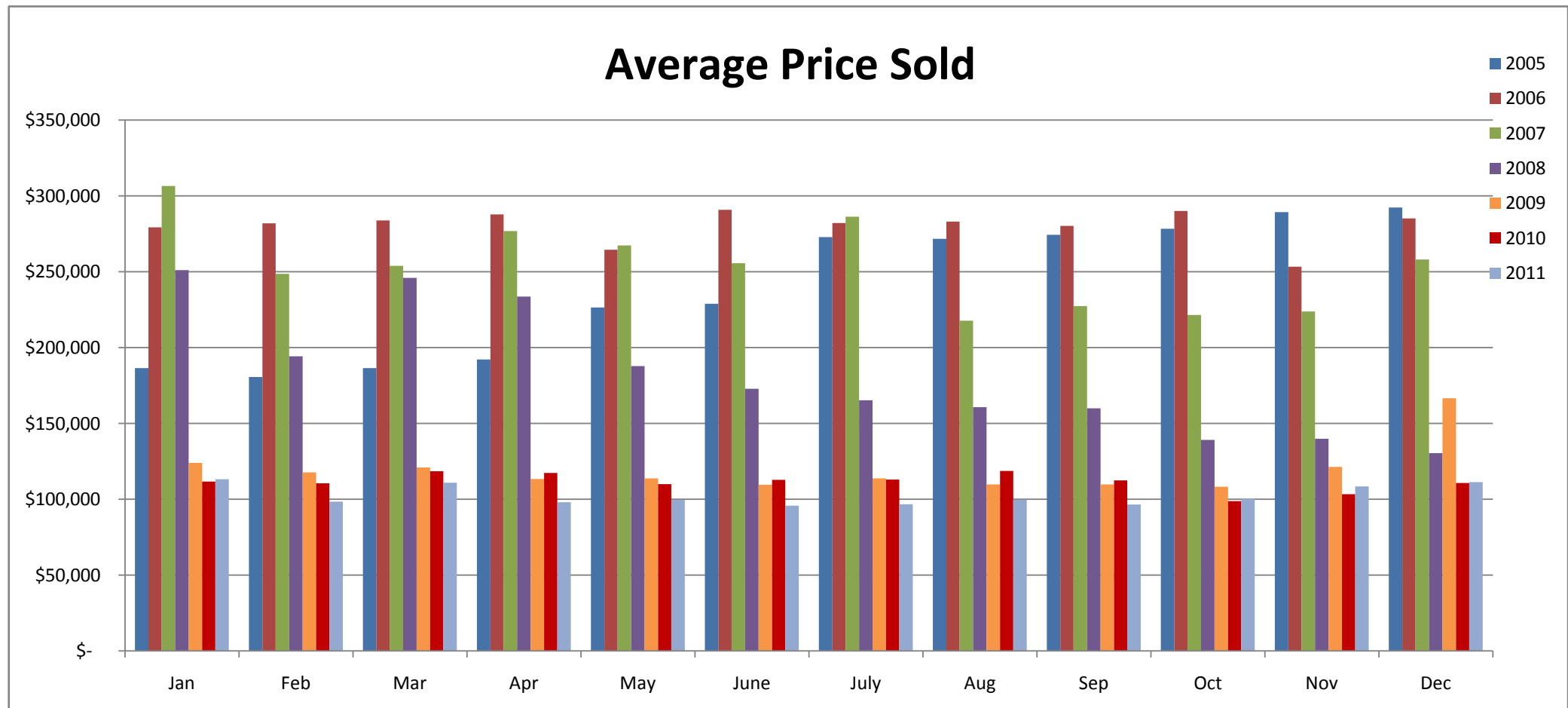
<http://www.BuckeyeForeclosedHomes.com>

Data compiled from the Arizona Regional Multiple Listing Service.

All information provided is deemed reliable but is not guaranteed and should be independently verified.

Buckeye, Arizona Residential Sales Statistics

January 2005 - Present



Average Price Sold

	Jan	Feb	Mar	Apr	May	June	July	Aug	Sep	Oct	Nov	Dec	Annual Avg
2005	\$ 186,368	\$ 180,582	\$ 186,392	\$ 192,141	\$ 226,449	\$ 228,905	\$ 272,860	\$ 271,594	\$ 274,266	\$ 278,314	\$ 289,284	\$ 292,357	\$ 239,959
2006	\$ 279,279	\$ 281,833	\$ 283,797	\$ 287,722	\$ 264,417	\$ 290,740	\$ 282,111	\$ 283,033	\$ 280,059	\$ 289,940	\$ 253,324	\$ 285,122	\$ 280,115
2007	\$ 306,476	\$ 248,482	\$ 253,883	\$ 276,809	\$ 267,237	\$ 255,615	\$ 286,233	\$ 217,682	\$ 227,417	\$ 221,412	\$ 223,727	\$ 258,098	\$ 253,589
2008	\$ 251,057	\$ 194,208	\$ 245,814	\$ 233,557	\$ 187,744	\$ 172,815	\$ 165,286	\$ 160,685	\$ 160,032	\$ 139,090	\$ 139,943	\$ 130,431	\$ 181,722
2009	\$ 123,950	\$ 117,762	\$ 120,931	\$ 113,413	\$ 113,757	\$ 109,520	\$ 113,681	\$ 109,816	\$ 109,728	\$ 108,275	\$ 121,261	\$ 166,600	\$ 119,058
2010	\$ 111,668	\$ 110,606	\$ 118,452	\$ 117,425	\$ 110,007	\$ 112,889	\$ 113,035	\$ 118,630	\$ 112,521	\$ 98,844	\$ 103,309	\$ 110,787	\$ 111,514
2011	\$ 113,231	\$ 98,415	\$ 110,864	\$ 98,012	\$ 99,519	\$ 95,866	\$ 96,707	\$ 99,707	\$ 96,471	\$ 100,302	\$ 108,491	\$ 111,362	\$ 102,412

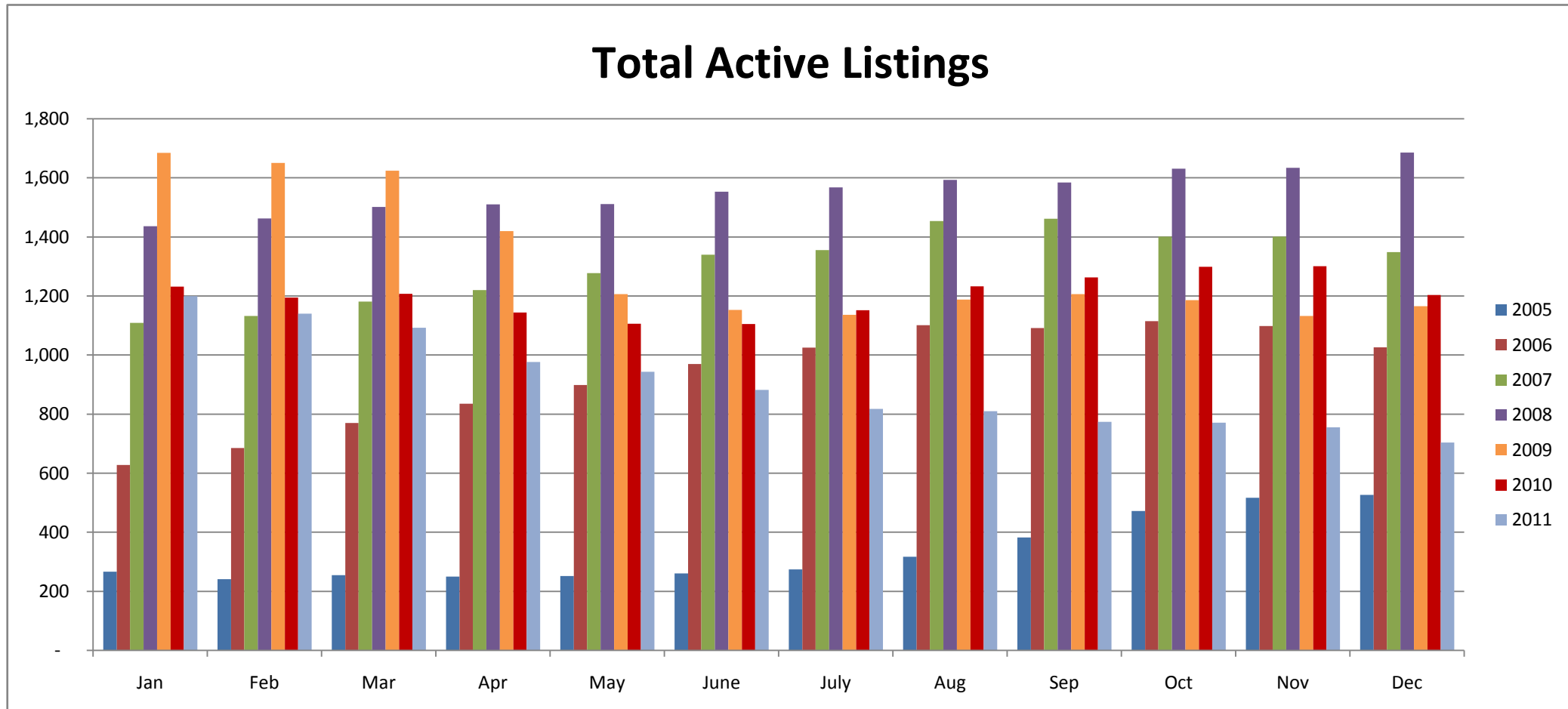
Check out our Buckeye website to Search for Buckeye Foreclosed Homes:

<http://www.BuckeyeForeclosedHomes.com>

Data compiled from the Arizona Regional Multiple Listing Service.
All information provided is deemed reliable but is not guaranteed and should be independently verified.

Buckeye, Arizona Residential Sales Statistics

January 2005 - Present



Total Active Listings

	Jan	Feb	Mar	Apr	May	June	July	Aug	Sep	Oct	Nov	Dec	Annual Totals
2005	267	241	255	250	252	261	275	317	383	472	517	527	4,017
2006	628	685	770	835	899	970	1,025	1,101	1,091	1,115	1,098	1,026	11,243
2007	1,109	1,132	1,181	1,220	1,277	1,340	1,355	1,453	1,461	1,401	1,401	1,348	15,678
2008	1,436	1,462	1,501	1,510	1,511	1,553	1,567	1,593	1,584	1,631	1,634	1,685	18,667
2009	1,684	1,650	1,624	1,419	1,206	1,153	1,136	1,188	1,206	1,186	1,132	1,165	15,749
2010	1,231	1,194	1,207	1,144	1,106	1,105	1,152	1,232	1,263	1,299	1,301	1,203	14,437
2011	1,199	1,140	1,092	976	943	882	818	810	774	771	755	704	10,864

Check out our Buckeye website to Search for Buckeye Foreclosed Homes:

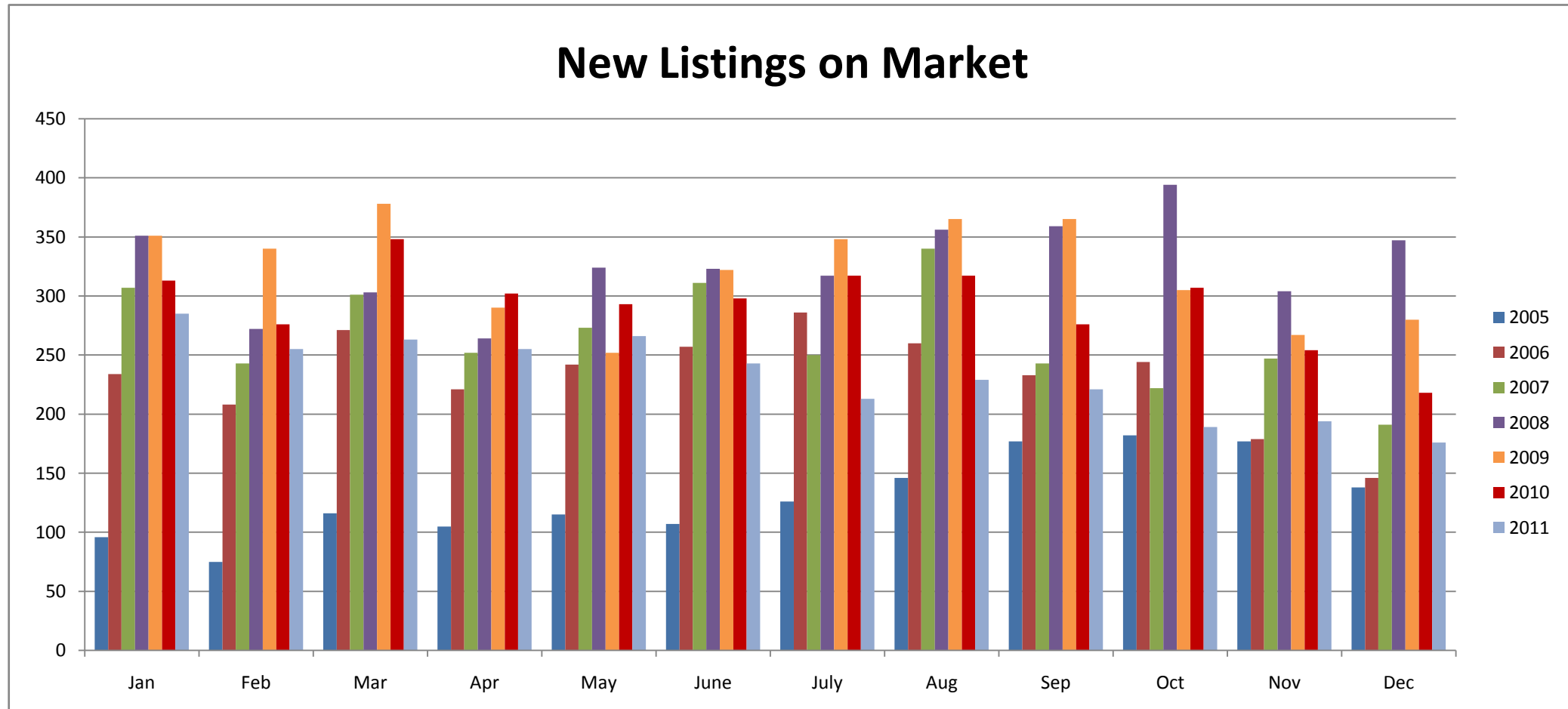
<http://www.BuckeyeForeclosedHomes.com>

Data compiled from the Arizona Regional Multiple Listing Service.

All information provided is deemed reliable but is not guaranteed and should be independently verified.

Buckeye, Arizona Residential Sales Statistics

January 2005 - Present



New Listings on Market

	Jan	Feb	Mar	Apr	May	June	July	Aug	Sep	Oct	Nov	Dec	Annual Avg
2005	96	75	116	105	115	107	126	146	177	182	177	138	130
2006	234	208	271	221	242	257	286	260	233	244	179	146	232
2007	307	243	301	252	273	311	250	340	243	222	247	191	265
2008	351	272	303	264	324	323	317	356	359	394	304	347	326
2009	351	340	378	290	252	322	348	365	365	305	267	280	322
2010	313	276	348	302	293	298	317	317	276	307	254	218	293
2011	285	255	263	255	266	243	213	229	221	189	194	176	232

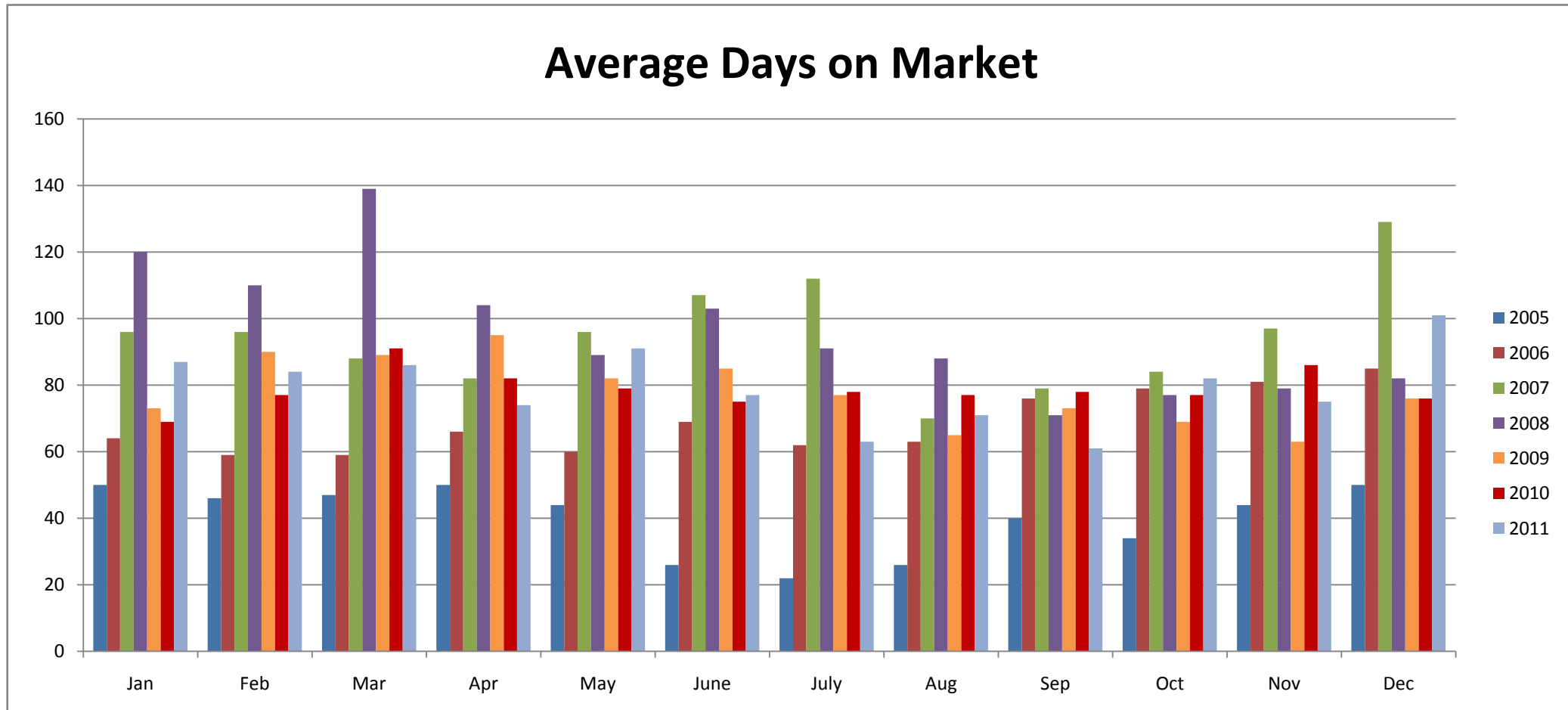
Check out our Buckeye website to Search for Buckeye Foreclosed Homes:

<http://www.BuckeyeForeclosedHomes.com>

Data compiled from the Arizona Regional Multiple Listing Service.
All information provided is deemed reliable but is not guaranteed and should be independently verified.

Buckeye, Arizona Residential Sales Statistics

January 2005 - Present



Average Days on Market

	Jan	Feb	Mar	Apr	May	June	July	Aug	Sep	Oct	Nov	Dec	Annual Avg
2005	50	46	47	50	44	26	22	26	40	34	44	50	40
2006	64	59	59	66	60	69	62	63	76	79	81	85	69
2007	96	96	88	82	96	107	112	70	79	84	97	129	95
2008	120	110	139	104	89	103	91	88	71	77	79	82	96
2009	73	90	89	95	82	85	77	65	73	69	63	76	78
2010	69	77	91	82	79	75	78	77	78	77	86	76	79
2011	87	84	86	74	91	77	63	71	61	82	75	101	79

Check out our Buckeye website to Search for Buckeye Foreclosed Homes:

<http://www.BuckeyeForeclosedHomes.com>

Data compiled from the Arizona Regional Multiple Listing Service.

All information provided is deemed reliable but is not guaranteed and should be independently verified.